



Nanded Education Society's

Science College, Nanded

Tel: 02462-250 465, 251 648

www.sciencecollegenanded.org

(Affiliated to Swami Ramanand Teerth Marathwada University, Nanded)

(Reaccredited with "A" grade by NAAC with (CGPA 3.38)

3rd Cycle, CPE Status, DST-FIST, Best College Award (SRTMUN)

SELF STUDY REPORT FOR IV CYCLE OF REACCREDITATION



Criterion VI

Governance, Leadership and Management

(Key Indicator- 6.5 Internal Quality Assurance System)

6.5.2
QnM

Quality assurance initiatives of the institution include:

1. *Internal Quality Assurance Cell (IQAC); quality improvement initiatives identified and implemented*
2. *Academic and Administrative Audit (AAA) and follow-up action taken*
3. *Collaborative quality initiatives with other institution(s)*
4. *Participation in NIRF and other recognized rankings*
5. *Any other quality audit/accreditation recognized by state, national or international agencies such as NAAC, NBA etc.*

**ACADEMIC AND
ADMINISTRATIVE AUDIT**



॥ सा विद्या या विमुक्तये ॥

स्वामी रामानंद तीर्थ मराठवाडा विद्यापीठ, नांदेड

"ज्ञानतीर्थ" परिसर, विष्णुपुरी, नांदेड - ४३१६०६ (महाराष्ट्र)

SWAMI RAMANAND TEERTH MARATHWADA UNIVERSITY, NANDED

"Dnyanteerth", Vishnupuri, Nanded - 431606 Maharashtra State (INDIA)

Established on 17th September 1994 - Recognized by the UGC U/s 2(f) and 12(B), NAAC Re-accredited with 'B++' Grade

Certificate of Academic and Administrative Audit

I am directed to inform that:

The Academic Council of the University, on the recommendation of the duly constituted Committee for Academic and Administrative Audit as per the Maharashtra Public Universities Act, 2016, is pleased to declare that **Science College, Nanded** has been audited during the academic year 2020-21. The score obtained by the said college/institute is as given below:

Sr. No.	Criteria	Maximum Score	Obtained Score	Percentage of score
01.	Governance and Policy Making	40	39	97.50
02.	Infrastructure and Student Amenities	240	225	93.75
03.	Management of Finance	40	40	100.00
04.	Administrative Criteria	60	58	96.66
05.	Academic Criteria	180	173	96.11
06.	Socio-Economic Criteria	20	20	100.00
	Total	580	555	95.68

The college has received overall **Grade 'O'** with **95.51%**

This Certificate is valid up June 24, 2025

Place: Nanded
Date : June 25, 2022


Deputy Registrar
(Affiliation Section)




PRINCIPAL
Science College, Nanded



॥ सा विद्या या विमुक्तये ॥

स्वामी रामानंद तीर्थ मराठवाडा विद्यापीठ, नांदेड

'जानतीर्थ', विष्णुपुरी, नांदेड - ४३१ ६०६ (महाराष्ट्र राज्य) भारत

SWAMI RAMANAND TEERTH MARATHWADA UNIVERSITY, NANDED

'Dnyanteerth', Vishnupuri, Nanded - 431 606 (Maharashtra State) INDIA

Established on 17th September, 1994. Recognized By the UGC Us 2(f) and 12(B), NAAC Re-accredited with 'B++' grade



आजादी का
अमृत महोत्सव

Phone: (02462) 215242 (Ext. - 152)
Fax: (02462) 215572

ACADEMIC (AFFILIATION) SECTION

Website: srtmun.ac.in
email: affiliation@srtmun.ac.in

जा.क्र. शैक्षणिक/संलग्न-०३/नांदेड-१०३/२०२३-२०२४/२००८

दि. ०७.०५.२०२४

प्रति,
मा. प्राचार्य,
सायन्य महाविद्यालय,
नांदेड

विषय :- शैक्षणिक वर्ष २०२०-२१ चे महाविद्यालयाचा शैक्षणिक अंकेक्षण (Academic & Administrative Audit) अहवालांची छायांकित प्रत मिळणे बाबत.

संदर्भ :- आपले पत्र क्र. साकॉनां/२०२३-२४/२०३६ दि. २२.०४.२०२४ रोजीचे पत्र.

महोदय,

वरील विषयी व संदर्भाय पत्रान्वये आपण आपल्या महाविद्यालयाचा शैक्षणिक वर्ष २०२०-२१ चे शैक्षणिक अंकेक्षण अहवालाची छायांकित प्रत देण्यात यावी अशी विनंती केलेली आहे.

याबाबत आपणास कळविण्यात येते की, आपण मागणी शैक्षणिक अंकेक्षण अहवालांची छायांकित प्रत पान क्र. १ ते ४४ सोबत जोडून पाठविण्यात येत आहे.



आपला,

उपकुलसचिव,

शैक्षणिक (संलग्नीकरण) विभाग


PRINCIPAL
Science College, Nanded



SWAMI RAMANAND TEERTH MARATHWADA UNIVERSITY, NANDED (M.S.)

Inspection of College and Recognized Institution and Academic Administration Audit Report

As per Maharashtra Public Universities Act, 2016
(Mah. Act. No. VI of 2017u/s 117)



Name of College (With full address) : Science College, Nanded,
P. O. Box No. 62, Sneh Nagar, Nanded – 431605

College code : 103

Year of Academic Audit : 2021-22



Seen
11/2/22

SA-1005
11/2/22

AFM/2936
8.2.2022

Outward No.

Date : 21/01/2022

To,
Hon. Vice Chancellor
Swami Ramanand Teerth Marathwada University,
Nanded.

अधिष्ठाता, विज्ञान व तंत्रज्ञान विद्याशाखा,
यांचे कार्यालय
जा. क्र. : 613
दिनांक : 08/02/2022

Subject: Report of the Inspection of the college and recognized institution and Academic Administration Audit Report (As per Maharashtra Public University, Act 2016 With under Section 117.)


Reference: University Letter No. शैक्षणिक/संलग्न-०३/नांदेड-१०३/२०२१-२०२२/८०३, Dated: 20.01.2022.

Respected Sir,

As per the above refereed letter Academic Administration Audit Report Committee under my chairmanship was constituted for inspecting **Nanded Education Society's Science College, Nanded**. Our committee visited this college/institute on the 21.01.2022. I am submitting here with the report along with documents received from the concerned college. Hence, it is requested that the report may be accepted.

Thanking you.

Yours faithfully,


Chairman

Academic Administration Audit Report Committee

(Note: Every Page and document should be signed by chairman)



Name of the College: Nanded Education Society's Science College, Nanded

Summary of the Marks Distribution for Inspection

Sr. No.	Criteria	Allotted Marks	Marks obtained
01	Governance and Policy Making	40	39
02	Infrastructure and Student Amenities	240	225
03	Management of Finance	40	40
04	Administrative Criteria	60	58
05	Academic Criteria	180	158 + 15 = 173
06	Socio-Economic Criteria	20	20
Total Marks: 580/560		580	555
Percentage of marks obtained			95.68

Graduation of College based on the Marks obtained in the academic inspection

Grade	Range of marks obtained in % for awarding grade	Remark
O	> 90%	Excellent ✓
A	81 % to 90%	Best
B	71 % to 80%	Very Good
C	61 % to 70%	Good
D	51 % to 60%	Satisfactory
E	41 % to 50%	Average
F*	< 40	Not up to mark

* Not up to mark, issue show cause notice to the college

Points Secured and Grade Secured

-Remark: College/Institution Secured 95.68 Marks and Secured 'O' Grade



[Signature]
Chairman
Academic Administration Audit Report Committee

Application

1. Name of the College : Science College, Nanded
(As per Government Approval Letter attached copy)
Address : P. O. Box No. 62, Sneh Nagar,
Nanded-431605.
College/Institution : 1950
establishment Year
Telephone : STD Code : 02462 No. 250465 Fax _____
E-Mail ID : sciencecollege1950@gmail.com
Website Address : www.sciencecollgenanded.org
Type of Institute/College: Women's/Co-Education✓/Men only
By Shift : Regular✓/Day/Evening
Location : Urban✓/Rural/Hilly Area
It is Recognized Minority Yes / No✓
Institution :
Status of University affiliation : Permanent ✓ / One Year ✓ / Two Year
/Thrc Year/Three Year and above.
UGC 2f/12b Approval : Grant-in-Aided✓/Non granted/
Source of Funding Permanently Non-granted
Courses Taught in the College : 1. Art's
2. Science✓
3. Commerce
Date of Accreditation : Cycle 1 : 2004 (16/02/2004) Grade A
Cycle 2 : 2011 (30/11/2011) Grade A
Cycle 3 : 2017 (27/11/2017) Grade A
Cycle 4 : _____ (/ /) Grade__
2. Name of Trust/Society: Nanded Education Society, Nanded
Address : Peoples College Campus, Sneh Nagar,
Nanded-431605
Year of establishment : 1950
Telephone : STD Code : 02462 No 252674. _____ Fax _____



3. For Communication :

Name of the Principal : Dr. D. U. Gawai
Mobile No. : 9420538667
Telephone : 02462-250465
Email-ID : sciencecollege1950@gmail.com
Fax :
Name of the Vice-Principal : Dr. D. D. Pawar
Mobile No. : 9890699055
Telephone : 02462-251648
Email-ID : drddpawar@gmail.com
Fax :
Name of the O.S./Registrar : Shri. G. S. Waghmare
Mobile No. : 8208380570
Telephone : 02462-251648
Email-ID : waghmaregautam1980@gmail.com
Fax :

4. Details of recognition/ Approval by Statuary/Regulatory bodies like AICTE, NCTE, MCI, DCI, PCI, RCI, Bar Council ect (Other than UGC)

Statuary Regulatory Authority	Recognition/ Approval Details Institution/ Dept. programme	Day, Month and Year (dd-mm-yyyy)	Validity	Remark
Govt. Of Maharashtra	F 12 1962	26.06.1950	Valid	

(Attach the recognition/Approval letter)



5. Other Information:

- a. Is the College applied for availing the autonomous Status Yes/No✓
- b. Is the College recognised by UGC as a College with potential for Excellence (CPE) Yes✓/No
- c. For its performance by any other government agency? (other than UGC) NiRF (2017) (If yes, attach copy) Yes✓/No

6. Details of Students enrolled:

Level	Faculty	Class	Male	Female	Total Strength	
UG	Science	B.Sc. I	157	142	299	
		B.Sc. II	188	195	383	
		B.Sc. III	125	162	287	
		B.Sc. BT I	07	05	12	
		B.Sc. BT II	03	13	16	
		B.Sc. BT III	03	08	11	
PG	Science	M.Sc. Botany	11	58	59	
		M.Sc. Math.	75	115	190	
		M.Sc. Org. Chem	43	43	86	
		M.Sc. Ana.Chem	43	29	72	
		M.Sc. Zoology	28	35	63	
		M.Sc. Physics	37	42	79	
		M.Sc. Comp.Sci.	15	24	29	
		M.Sc. Herb.Med.	02	03	05	
		M.Sc. Biotech.	29	26	55	
		M.Sc. App. Math.	11	24	35	
		M.Sc. Microbio.	22	32	54	
			Commerce	-	-	-
		Integrated Programme:				
P.G.		-	-	-	-	
Ph.D.		-	-	-	-	
M.Phil.		-	-	-	-	
Certificate Course	Fishery Science	B.Sc.	13	12	25	

AN
gaw



	Python programming for Beginners	B.Sc. & M.Sc.	15	19	35
UG Diploma	-	-	-	-	-
PG Diploma	Science	P. G. Diploma in Seismic Studies and Disaster Management	0	0	0
Research Centres : Give Subject wise	Science	Botany	06	07	13
	Science	Mathematics	12	04	16
	Science	Chemistry	13	01	14
	Science	Physics	01	00	01
	Science	Zoology	05	01	06

Note: Attach proof of Ph.D. registered students



Criteria-I

Governance and policy making:

(40 Marks) / 39

Sr. No.	Criteria	Observation	Mark	Marks allotted	Marks obtained	Remark
			✓			
1	CDC in places per university act	Yes	✓	02	02	
		No		00		
2	Whether two meetings of CDC were conducted during last year or not? (1 mark for each year, last 3 years)	Yes	✓	03	03	
		No		00		
3	Officers appointed for RTI issues	Yes	✓	02	02	
		No		00		
4	Anti-ragging Committee and meetings	Yes	✓	02	02	
		No		00		
5	Sexual Harassment Prevention Committee meetings	Yes	✓	02	02	
		No		00		
6	Internal Quality Assurance Cell	Yes	✓	04	04	
		No		00		
7	Whether the AQAR send regularly?	Yes	✓	04	04	
		No		00		
If Yes, details regarding submission of AQAR to NAAC (No. of reports sent/ No. of reports to be sent = marks)						
AQAR (i) 2017-18 (02/03/2020)						
AQAR (ii) 2018-19 (14/03/2020)						
AQAR (iii) 2019-20 (30/12/2020)						
AQAR (iv) In Process (DD / MM /YYYY)						
8	Scholarships monitoring & implementation committees established and regular meetings	Yes	✓	02	02	
		No		00		
9	Is Grievance Redressal Committee established and regular meetings	Yes	✓	02	02	
		No		00		

[Handwritten signature]



10	Purchase Committee and meetings	Yes	✓	02	02
		No		00	
11	Student Council	Yes	✓	02	02
		No	✗	00	
12	Minutes of Student Council Meetings	Yes		01	
		No	✓	00	00
Student council meetings:					
	Year I Meeting -01 (/ /)	Year II Meeting -03 (/ /)	Year III Meeting -05 (/ /)		
	Meeting -02 (/ /)	Meeting -04 (/ /)	Meeting -06 (/ /)		
13	Library Committee and meetings	Yes	✓	02	02
		No		00	
14	Students development cell established	Yes	✓	02	02
		No		00	
15	Development fund Utilization Committee and meetings	Yes	✓	02	02
		No		00	
16	Vision/Mission & Goals	Yes	✓	02	02
		No		00	
17	Exam Committees	Yes	✓	02	02
		No		00	
18	Whether Citizen chart Prepared and Board displayed	Yes	✓	02	02
		No		00	

16

[Handwritten Signature]



Criteria-II


Infrastructure and Students Amenities/facilities:

(220 Marks / 240 for Science Faculty) | 225

Sr. No.	Criteria	Observation		Mark	Marks allotted	Marks obtained	Remark
				✓			
1.	Total Undisputed and possession of land measuring area (as per norms)	Urban 03 Acers	Yes	✓	5	05	
			No		0		
		Rural 05 Acers	Yes		5		
			No		0		
2.	College Building/ Buildings	Own		✓	5	05	
		Rental			0		
		RCC		✓	5	05	
		Temporary			0		
3.	Built up area as per University/UGC norms	a. More or as per Norms		✓	5	05	
		b. 75% of norms			2		
		c. Less than 75% of norms			1		
4.	Adequate well-furnished class rooms as per strength of College Required No. : _____ Available No. : _____	a. Above 75%		✓	5	05	
		b. Below 75%			2		
5.	Digital Class Rooms	a. -Above 03		✓	10	10	
		b. Below 03			05		
6.	Number of books added in the Library during last three years	a. Above 1000		✓	5	05	
		b. 500-1000			3		
		c. Less than 500			1		
7.	Journals subscribed (hard copies)	a. Above 10		✓	5	05	
		b. 5-10			3		



8.	Daily Library usage out of total students	c. Below 5		1	
		a. More than 10%	✓	2	
		b. 05%-10%		1	01
		c. Less than 05%		0	
9.	Library Facilities				
a.	Separate library building	Yes	✓	5	
		No	✓	00	00
b.	Common Reading Rom	Yes	✓	5	05
		No		0	
c.	Staff Reading Room	Yes	✓	5	05
		No		0	
d.	Night Reading room	Yes	✓	2	02
		No		0	0
e.	Reprographic Facilities (Xerox)	Yes	✓	2	02
		No		0	
f.	Qualified librarian appointed	Yes	✓	3	03
		No		0	
g.	Required library staff appointed	Yes	✓	3	03
		No		0	
h.	Student visiting register maintained	Yes	✓	2	02
		No		0	
i.	Student complaint/ Suggestion box	Yes	✓	2	02
		No		0	
j.	Teaching staff visiting register maintained	Yes	✓	2	02
		No		0	
k.	Fire Extinguish Equipment	Yes	✓	2	02
		No		0	
l.	Other: student teacher library if any (Mop Society, etc.)	Yes	✓	1	01
		No		0	



m.	Physical verification of stock register	Yes	✓	3	03
		No		0	
n.	No. of e-data bases	Yes	✓	1	01
		No		0	
o.	No. of non-book materials	Yes	✓	1	01
		No		0	
p.	Internet browsing record register	Yes	✓	1	01
		No		0	
q.	Book Issue / Receive record register	Yes	✓	1	01
		No		0	
r.	Book bank facility	Yes	✓	1	01
		No		0	
s.	Accession Register	Yes	✓	2	02
		No		0	
10.	Library Automation				
a.	OPAC	Yes	✓	2	02
		No		0	
b.	N list	Yes	✓	2	02
		No		0	
c.	Digital Library Facility	Yes	✓	2	02
		No		0	
d.	Internet facility for Staff	Yes	✓	2	02
		No		0	
e.	Internet facility for student	Yes	✓	2	02
		No		0	
11.	Details of Library books/Journals/News Papers				
a.	Total No. of Books (Min. 10000)	10000 above	✓	10	10
		5000- below 10000		05	
		Below 5000		02	
b.	No. of Titles Available	1000 above	✓	10	10

[Handwritten Signature]



	(Min. 1000)	500- below 1000		05	
		Below 500		2	
c.	College magazine (Published yearly)	Yes	✓	2	02
		No		0	
d.	No. of News Papers (Min.10)	10 and above	✓	3	03
		5 - below 10		2	
		Below 5		1	
c.	Books/ journals Published by College/Institution (Last 03 Years)	Yes	✓	3	
		No		0	00
12.	Sufficient Funds allotted to the Library by management Utilization of funds (Last 3 Years)	1 lack and above	✓	5	05
		50000 - below 1 lack		3	
		Below 50000		1	
13.	Principal Cabin with rest room	Yes	✓	2	02
		No		0	
14.	Girls Common Room	Yes	✓	2	02
		No		0	
15.	Boys Common Room	Yes	✓	2	02
		No		0	
16.	Well Furnished Staff room	Yes	✓	2	01
		No		0	
17.	Store room	Yes	✓	2	02
		No		0	
18.	Gym	Yes	✓	2	02
		No		0	
19.	Separate Seminar Hall	Yes	✓	2	02
		No		0	
20.	Auditorium	Yes	✓	2	02
		No		0	
21.	Girls Hostel	Yes	✓	2	02
		No		0	



22.	Boys Hostel	Yes	✓	2	02
		No		0	
23.	Principal Quarter Within Campus/ Nearby College	Yes		2	
		No	✓	0	00
24.	Adequate of Toilets for Girls	Yes	✓	2	02
		No		0	
25.	Adequate Toilets for Boys	Yes	✓	2	02
		No		0	
26.	Adequacy Toilets for Staff	Yes	✓	5	05
		No		0	
27.	Play Ground	Yes	✓	5	05
		No		0	
28.	Special facilities for Special Person (Divyang) students	Yes	✓	2	02
		No		0	
29.	Pure drinking water facilities	Yes	✓	2	02
		No		0	
30.	Canteen	Yes	✓	2	02
		No		0	
31.	Health centre facility with first Aid	Yes	✓	2	
		No		0	00
32.	Guest Room	Yes	✓	2	02
		No		0	
33.	Career Guidance cell	Yes	✓	2	02
		No		0	
34.	Placement Cell	Yes	✓	2	02
		No		0	
35.	Teacher-Guardian Scheme	Yes	✓	2	02
		No		0	
36.	Group Insurance Facility	Yes	✓	1	01

Handwritten signature



	for student	No		0	
37	NSS Unit with Room	Yes	✓	1	01
		No		0	
38	NCC Unit with Room	Yes	✓	1	01
		No		0	
39	Indoor-Outdoor game facility	Yes	✓	1	01
		No		0	
40	Separate Administrative Block	Yes	✓	2	02
41	Backup facilities for electricity (Inverter/Generator)	Yes	✓	5	05
		No		0	
42	Solar Energy	Yes	✓	5	05
		No		0	
43	Water Harvesting	Yes	✓	5	05
		No		0	
44	Fire Extinguisher office	Yes	✓	2	
		No	✓	0	00
		Yes	✓	2	02
45	Independent Examination office	Yes	✓	2	02
		No		0	

Computer facilities: (For each one point)(Maximum 10 Marks)

Sr. No.	Particulars	Marks	Availability	Marks
01	No. of Computers terminals	01	197	01
02	Hardware specialization	01	HIP slim 290-a0011 in 3JV37AA#ACJ 8 th Generation Intel Pentium Quadcore 4 GB RAM 1TB HDD DVD, WiFi, 18.5" LED Monitor	01
03	No. of terminals in LAN	02	100	02
04	Relevant legal software	02	46	02
05	Printers	02	15	02
06	Internet facility	01	Yes	01
	LCD.TV if any	01	Yes	01



[Handwritten signature]

32

For Science Faculty

Sr. No.	Criteria	Observation	Mark ✓	Marks allotted	Marks obtained	Remark
1.	No. and size of Laboratories as per University norms Required No. : _____ Available No. : _____	a. Above 75%	✓	5	05	
		b. 50-75%		2		
		c. Below 50%		1		
2	Adequacy of Laboratory equipment's as per curriculum	a. Above 80%	✓	3	03	
		b. 50-80%		2		
		c. Below 50%		1		
3	Library Automation					
A	Departmental Library	Yes	✓	2	02	
		No		0		
B	Computer facility as department	Yes	✓	2	02	
		No		0		
4	Botanical Garden	Yes	✓	3	03	
		No		0		
5	Central Instrumentation Centre	Yes	✓	3	03	
		No		0		
6	Proper Sewerage	Yes	✓	2	02	
		No		0		

20

[Handwritten Signature]



Criteria-III

(40 Mark) / 40

Management of Finance:

Sr. No.	Criteria	Observation	Mark ✓	Marks allotted	Marks obtained	Remark
1	Last Year Budget Provision	Yes	✓	3	03	
		No		0		
2	Audit Report of Last three year	Yes	✓	5	05	
		No		0		
3	Compliance of audit report	a. Above 90 %	✓	2	02	
		b. below 90 %		0		
4	Cash Book and Ledger	Yes	✓	2	02	
		No		0		
5	GOI Scholarship record	Yes	✓	2	02	
		No		0		
6	Student Fee Register	Yes	✓	2	02	
		No		0		
7	Dead Stock Registers	Yes	✓	2	02	
		No		0		
8	Whether the receipt of student aid fund fees is fully utilized for the same	Yes	✓	4	04	
		No		0		
9	Funds from different bodies/Sources (give details of last three years)	Yes	✓	6	06	
		No		0		
10.	Generation of funds Through self-financing courses (courses run without government grants)	Yes	✓	2	02	
		No		0		
11.	Generation of funds through Consultancy services (all) (attaché separate sheet following format)	Yes	✓	5	05	
		No		0		



[Handwritten signature]

Details are as follows:

Sr. No.	Name of Agency	Central Govt./State Govt./NGO/Self Finance/ Consultancy	Title of Scheme	Year	Amount (Rs)
1	MGM College Nanded	Self Finance	HPTLC of Carotenoid pigment of bacteria	03.04.2013	400
2	Nanded Pharmacy College	State Govt.	HPTLC of MF-FAE-PS and MF-EE-CE Pharmaceutical Sample	02.12.2013	800
3	Maharashtra Health University Nasik	State Govt.	HPTLC of Plants of Sangivani Beth	26.12.2014	3000
4	Government Ayurvedic College, Nanded	State Govt.	HPTLC of Saptaparna Stem Bark	21.07.2014	4500
5	Government Ayurvedic College, Nanded	State Govt.	HPTLC of Eclipta alba	21.07.2014	1200
6	Government Ayurvedic College, Nanded	State Govt.	HPTLC of Saptaparna	16.09.2014	1600
7	Government Ayurvedic College, Nanded	State Govt.	HPTLC of Alstonia scholaris	09.10.2014	1200
8	Government Ayurvedic College, Nanded	State Govt.	HPTLC of Eclipta alba	16.09.2014	800
9	School of life sciences SRTMU Nanded	State Govt.	HPTLC of dissertation work	24.07.2015	500
10	M.G. College of Agri Biotech, Pokharni Nanded	Self Finance	HPTLC of Plant Samples	03.08.2015	3200
11	Nanded Pharmacy College	State Govt.	HPTLC of Plant-Extract	07.01.2016	1000
12	School of life sciences SRTMU Nanded	State Govt.	HPTLC of Plant Samples	08.07.2016	1800
13	Dhole Hospital Nanded	Self Finance	HPTLC of Plant Samples	08.08.2016	500
14	School of life sciences SRTMU Nanded	State Govt.	HPTLC of Plant Samples	12.09.2016	1800
15	Government Ayurvedic College, Nanded	State Govt.	HPTLC of Plant Samples	01.12.2016	14400

(Handwritten signature)



16	School of Pharmacy SRTMU Nanded	State Govt.	HPTLC Analysis of Pharmaceutical Samples	11.04.2017	1600
17	School of Pharmacy SRTMU Nanded	State Govt.	HPTLC Analysis of Pharmaceutical Samples	11.04.2017	1600
18	Government Ayurvedic College Somanabad	State Govt.	HPTLC Analysis of Ayurvedic Samples	15.05.2018	2000
19	School of Pharmacy SRTMU Nanded	State Govt.	HPTLC Analysis of Pharmaceutical Samples	29.09.2018	1000
20	Mr Dhabagade Vivek S.I.S Nanded	Self Finance	HPTLC Analysis of Plant Samples	20.07.2019	6500
21	Maharashtra College of Pharmacy	Self Finance	Microphotography	12.12.2019	200
22	Channabasheshwar College of Pharmacy, Latur	Self Finance	HPTLC Analysis of Pharmaceutical Samples	30.12.2019	5000
23	Channabasheshwar College of Pharmacy, Latur	Self Finance	HPTLC Analysis of Drug Samples	04.08.2021	2000
24	S.M. More College Poladpur	Self Finance	HPTLC Analysis of Plant Samples	20.08.2021	400

12	Does your college pay affiliation fees to the University regularly? (attach photo copies of last Five (05) years receipts)	Yes	✓	5	05	
		No		0		



Handwritten signature

05

Criteria-IV

Administrative Criteria:

(60 Mark) 58

Sr. No.	Criteria	Observation	Mark ✓	Marks allotted	Marks obtained	Remark
1	Academic Calendar prepared	Yes	✓	1	01	
		No		0		
2	Division of work	Yes	✓	1	01	
		No		0		
3	Teaching plan submitted by teachers	Yes	✓	2	02	
		No		0		
4	Office atomization (with details software)	Yes	✓	2	02	
		No		0		
5	Appointment letters given to all teaching and non-teaching staff	Yes	✓	2	02	
		No		0		
6	Are Confirmation orders issued to teachers and non-teaching after completion of probation? (Attach Copy)	Yes	✓	2	02	
		No		0		
7	Service book record of all staff is updated and maintained in duplicate	Yes	✓	2		
		No	✓	0	00	
8	Amount towards Pay Slip/GPF/CPF/DCPS/NPS of staff is deposited with concerned office and Receipts given	Yes	✓	2	02	
		No		0		
9	Provision for gratuity of all staff is made by Govt./Institution	Yes	✓	2	02	
		No		0		
10	Is salary paid as per University/Govt. norms to employers?	Yes	✓	2	02	
		No		0		
11	Is salary paid as per University/Govt. norms	Yes	✓	2	02	



	to self-financing course teachers?	No		0		
12	Amount of income tax and professional tax deposited regularly to the concern office.	Yes	✓	2	02	
		No		0		
13	Whether permission file submitted to concern office within stipulated time?	Yes	✓	2	02	
		No		0		
14	Whether the fees charged as per university & Govt. norms	Yes	✓	2	02	
		No		0		
15	Whether the teachers are relived for RC/OC/ST within time?	Yes	✓	10	10	
		No		0		
16	Whether the CAS benefits are given to teachers in proper time?	Yes	✓	10	10	
		No		0		
17	Whether any Grievances are filled against institution or Principal in court of law or in University Grievance cell ?	Yes		0		
		No	✓	5	05	
18	Whether any inquire committee is established/ Visited against institution principal or its staff	Yes		0		
		No	✓	5	05	
19	Whether Seniority list of teaching staff is maintained & updated	Yes	✓	2	02	
		No		0		
20	Whether seniority list of Non-Teaching staff is maintained & updated	Yes	✓	2	02	
		No		0		

40



[Handwritten signature]

Criteria-V

Academic Criteria:

(180 Mark) 158

Sr. No.	Criteria	Observation	Mark ✓	Marks allotted	Marks obtained	Remark
A	Accreditation					
1.	Accreditation by NAAC	a. Reaccredited	✓	10	10	
		b. Accredited		5		
		c. Fresh applied		2		
		d. Not applied		0		
B	Human Resource					
1.	Principal	a. Regular	✓	5	05	
		b. In charge (Approved) (Less than one year)		2		
		c. Above one Year		0		
		d. In charge (Unapproved)		0		
2.	Physical Director	a. Regular	✓	2	02	
		b. In charge		1		
3.	Librarian	a. Regular	✓	2	02	
		b. In-charge		1		
4.	Number of regular Faculty as per University approved workload Required : _____ Available: _____	a. 100%		5		
		b. 80%-99%		4		
		c. 60-79%	✓	2	02	
		d. 40-59%		1		
		e. Below 40%		0		
5.	Whether the post of Registrar/Office Superintendent is approved/and filled?	Yes	✓	2	02	
		No		0		
6.	Number Approved Non-teaching	a. 100%	✗	4		
		b. 80%-99%	✓	3	03	

Handwritten signature



26

	No. of Posts : _____ Available: _____	c. 60-79%		2		
		d. 40-59%		1		
		c. Below 40%		0		
7.	Percentage of Teachers with Ph.D. qualification (only higher qualification can be consider while Showing percentage)	a. Above 40%	✓	4	04	
		b. 30%-40%		3		
		c. 20-30		2		
		d. Up to 20%		1		
		e. Nil		0		
8.	Percentage of Teachers with M.Phil. qualification	a. Above 40%		4		
		b. 30%-40%		3		
		c. 20-30	✓	2	02	
		d. Up to 20%		1		
		e. Nil		0		
9.	Percentage of Teachers with NET/ SET qualification	a. Above 40%	✓	4	04	
		b. 30%-40%		3		
		c. 20-30		2		
		d. Up to 20%		1		
		e. Nil		0		

C Learning Resources

1.	No. of LCD Projectors	a. More than 5	✓	5	05	
		b. 4		4		
		c. 3		3		
		d. 2		2		
		e. 1		1		
		f. Nil		0		

D Curricular Coverage

1	Theory subject lesson plan prepared and followed	Yes	✓	2	02	
		No		0		
	Industry/ Study to Practical plan prepared followed	Yes	✓	2	02	
		No		0		



[Handwritten signature]

3	Student Feedback about Satisfactory Coverage of Curriculum	Yes	✓	2		
		No	✗	0	00	
4.	Actual presence of students in class at the time of visit	a. Above 75%	✓	5	05	
		b. 64-74%		3		
		c. Below 64% - 40%		1		
		c. Below 40%		0		
5.	Assessment of student before University examination (Internal Examination)	a. Conducted	✓	2	02	
		b. Few items conducted		1		
		c. Not conducted		0		
E	Faculty and Student Development		(60 Marks)			
1.	Research Papers published					
a.	No. of Research papers published in international journals with impact factor during last three year (UGC listed)	a. 10 and above	✓	10	10	
		b. 5-9		5		
		c. 2-4		3		
b.	No. of Research papers published in National journals with impact factor during last three year (UGC listed)	a. 10 and above	✓	05	05	
		b. 5-9		04		
		c. 2-4		03		
c.	No. of research publications in National Journal with ISSN Number during last three years by faculty	a. 10 and more	✓	10	10	
		b. 5-9		5		
		c. Less than 4		2		
2.	No. of faculty presented papers in symposium/	a. 5	✓	5	05	
		b. 3		3		

Handwritten signature




	Workshop/ conference/ seminar in last 3 year by faculty	c. Less than 3		1		
		d. Nil		0		
3.	Books published with/without ISBN in last 3 years by faculty	a. 5 or more	✓	5	05	
		b. 1-4		3		
		c. Nil		0		
4.	No. of faculties contributed as resource persons at QIP/ symposium / Workshop/ Conference/ seminar in last 3 year	a. More than 4	✓	4	04	
		b. 1-3		3		
		c. Nil		0		
5.	Contribution of Institution and faculty members to the development of the curriculum of the University (as M.C. Member, Dean, Senate, Academic council, BOS, Faculty etc.	a. More than 03	✓	05	05	
		b. Less than 03		03		
		c. No		0		
6	No. of QIP/Symposium/ Workshop/ Conference/ Seminar organized by College at International /National/Regional/ University level in last 3 years	a. More than 09	✓	5	05	
		b. 6-9		3		
		c. 1-5		2		
		d. Nil		0		
7	Awards to Teachers (Govt. and University only)	a. International		10		
		b. National		7		
		c. State		5		
		d. University	✓	3	03	
8	Experts lectures organized in the college during last 3 years (out of Institution Experts)	a. More than 12	✓	5	05	
		b. 12		4		
		c. 9		3		
		d. 6		2		
		e. 3		1		
		f. Nil		0		
9	No. of personality Development programme organized for student for last three years	a. More than 05	✓	5	05	
		b. 3-4		3		
		c. 1-2		2		
		d. Nil		0		



F	Result and placements					
1	No. of students in University merit list in final year in last three years	a. More than 3	✓	3	03	
		b. 2		2		
		c. 1		1		
		d. Nil		0		
2	No. of students passed in first class and above in final year	a. above 60%	✓	3	03	
		b. 30-60%		1		
		c. Below 30%		0		
3	Average result of final year of last 3-years	a. above 90%		3		
		b. Above 75%-90%	✓	2	02	
		c. 60%-75%		1		
		d. Less than 60%		0		
4	Campus placement of final year students during last 3 years	a. Above 30%		3		
		b. 20%-30%		2		
		c. Below 20%	✓	1	01	
		d. Nil		0		
5	Students going for higher education during last 3 years	a. Above 70%	✓	3	03	
		b. 50%-70%		2		
		c. Below 50%		1		
		d. Nil		0		
6	Faculty recognition for guiding research (M.Phil./Ph.D.)	a. More than 5	✓	5	05	
		b. 3-4		4		
		c. 1-2		3		
		d.-		0		
7	Awards and recognition received for extension activities during last three years to the college	Yes	✓	2	02	
		No		0		
8	Awards and recognition received for extension activities during last three years to the faculty	Yes	✓	2	02	
		No		0		

Handwritten signature



9	Awards and recognition received for extension activities during last three years to the student	Yes	✓	2	02	
		No		0		
10	Special Merit show in sports by students	a. International		10		
		b. National		08		
		c. Inter University	✓	06	06	
		d. University		04		
11	Special Merit show in cultural events by students	a. International		10		
		b. National		08		
		c. Inter University		06		
		d. University	✓	04	04	
12	Special Merit Show in NSS/NCC Students	a. National		04		
		c. State	✓	02	02	
G. Extracurricular Activities						
1	Sports competition organized at National/ Inter university zone in Last 3 Years	Yes	✓	5	05	
		No		0		
2	Organizing Inter zonal/Zonal Sports Competitions during last 3 years	Yes	✓	2	02	
		No		0		
3	Organization of State/University level Quiz/Education competition in last three year (By NSS/NCC or other departments)	Yes	✓	2	02	
		No		0		
4	Organizing Youth festival at University level events during last 3 years	Yes		2		
		No	✓	0	00	
5	Organizing Youth festival at District level events during last 3 years	Yes		2		
		No	✓	0	00	

23



[Handwritten signature]

Criteria-V : for Science Faculty (15 Marks)

1	Minor research Project completed in last three years	a. 02 or more	✓	5	05	
		b. one		3		
		c. Nil		0		
2	Minor Research project undertake in last three years	a. 02 or more	✓	5	05	
		b. one		3		
		c. Nil		0		
3	No of Consultancy Services Undertaken by Faculty in last three Years	a. 02 or more	✓	5	05	
		b. one		3		
		c. Nil		0		

15

Handwritten signature/initials



Criteria-VI

Socio-Economic Criteria:

(20 Mark) 27 MAX - 20

1	Whether alumni association exists or not?	a. Registered	✓	4	04
		b. Unregistered		2	
		c. Not exist		0	
2	Alumni meet once in a Year?	Yes	✓	2	02
		No		0	
3	Contribution of Alumni in development of college (expert lectures/Placements/funding/Sponsorship etc.)	a. Multiple activities	✓	4	04
		b. single activity		2	.
		c. No activity		0	
4	No. of MOU with Industry, Government, NGO or any other organisation	a. More than 2	✓	5	05
		b. Less than 1		2	
		c. Nil		0	
5	College organized blood donation camp during last 3 years	a. 2 or More	✓	2	02
		b. 1		1	
		c. Nil		0	
6	No. of programme organized for environmental awareness	a. 3	✗	3	•
		b. 2	✓	2	02
		c. 1		1	
		d. Nil		0	
7	Contribution of faculty to Social Activity (Give Proof)	a. More than 2	✓	4	04
		b. Less than 2		2	
8	Contribution of Institution to Social Activity (Give proof)	a. More than 2	✓	4	04
		b. Less than 2		2	

[Handwritten Signature]




27

10. Summary of Mark Distribution for Inspection


Sr. No.	Criteria	Allotted Marks	Marks obtained
1.	Governance and policy Making	40	39
2.	Infrastructure and student Amenities	240 - Multi-faculty with Science 220 - Single / Multi-faculty without Science	225
3.	Management of Finance	40	40
4.	Administrative Criteria	60	58
5.	Academic Criteria	180	158 + 15
	A. Accreditation		= 173
	B. Human Resource		
	C. Learning Resource		
	D. Curriculum coverage		
	E. Faculty and Student Development		
	G. Result and placements		
	H. Extracurricular Activities		
6.	Socio-Economic Criteria	20	20
	Total Marks	580 - Multi-faculty with Science 560 - Single / Multi-faculty without Science	(540) 555
	Percentage of marks obtained		540 = 93.10% 5.8 95.68

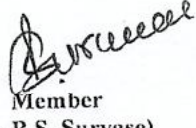
11. Recommendations of the Academic Inspection Committee :

The Academic Inspection Committee unanimously/by majority states that the academic status of Science College Nanded is excellent / best / very good / good / satisfactory / Average / Not up to mark


Chairman
(Dr. L.M. Waghmare)


Member
(Dr. Dipak Bacchewar)


Member
(Dr. Shailaja Wadikar)


Member
(Dr. B.S. Survase)



Gradation of College based on the Marks obtained in the academic inspection

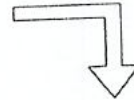
Grade	Range of marks obtained in % for awarding grade	Remark
O	> 90%	Excellent ✓
A	81 % to 90%	Best
B	71 % to 80%	Very Good
C	61 % to 70%	Good
D	51 % to 60%	Satisfactory
E	41 % to 50%	Average
F*	< 40	Not up to mark

* Not up to mark, issue show cause notice to the college

12. Academic Committee's Remarks:

After interacting with all possible stake holders of the college and verifying the physical facilities and documents the committee in light of the above observations states that the following efforts needs to be taken for the academic development of the students and college.

- Criteria-I: Governance and Policy Making
- Criteria-II: Infrastructure and Student Amenities
- Criteria-III: Management of Finance
- Criteria-IV: Administrative Criteria
- Criteria-V: Academic Criteria
- Criteria-VI: Socio-Economic Criteria



1. College should frame a policy with appropriate policy document for the faculty and staff development
2. College should frame a policy and prepare policy document accordingly for enhancing research/ research culture/consultancy
3. Management should take requirements from stake holders into consideration while making a budget of the college
4. Proper budgetary provisions should be made for various activities
5. College should provide a proper seating arrangement, separate cabin with appropriate, system, printer, and internet facility. It will help to boost research and confidentiality for examination matter/work like paper setting etc.

Principal quarter may be made available on campus

Renovation of laboratories has to be on priority (Civil works / infrastructure / furniture / equipments / maintenance etc)

College should have well furnished hostel facility for students



9. Dead stock register should be maintained and updated regularly.
10. Role ICT in administrations need to be enhanced
11. College should extend financials support to attend the workshop/conferences/ ST/OC etc.
12. Research scholars should have a separate common room for seating/discussions /study etc
13. College shall extend the administrative service to all state holders on time on priority.
14. Faculty should be relived for attending various course/training to enhance their knowledge and skills
15. Need to increase the MoU's with relevant industries/ research organizations / bodies
16. Need to add/ conducts add on courses to increase interest of students in learning.
17. Special facility for blind students like brail lipi may be made available. Also the physical infrastructure to cater need of especially abled students should be enhanced
18. Need to add/ conducts add on courses to increase interest of students in learning.
19. Library space and recent addition of books need to be enhanced
20. Library ambiance (inside/outside) has to be improved on large scale
21. Faculty service books should be updated regularly and the same should be made available to teachers/staff
22. Payment to contract faculty has to be increased
23. More number of activities/events should be undertaken to enhance awareness among the society about environment/ cleanliness/health relater issues etc.
24. Skill development programs should be arranged to boost self employability amongst the youth
25. Placement cell should put more efforts to enhance/increase the placement of students
26. Alumni meeting should be arranged regularly and participation of alumni in various academic activities need to be enhanced
27. Need to form alumni chapters in different cities/ part of the countries/abroad etc
28. More funds may be generated through different funding agencies
29. Seed money may be provided to the faculty to carry out research
30. Need to enhance consultancy services
31. Need to appoint regular faculty on vacant posts
32. Promote teachers to achieve government awards
33. Washrooms need to be maintained properly

Handwritten signature



Members who interacted with the committee:

Sr. No.	Member	Name	Remarks
1	Principal	Dr. D. U. Gawai	✓
2	Management Representative	-	
3	Student Council	-	
4	Teaching Staff	Dr. D. D. Pawar	✓
5	Non-Teaching Staff	Shri. G. S. Waghmare	✓
6	COC/DCDAC Members	Dr. Mrs. V.V. Kulkarni	✓
7	Anti-ragging conveners	Dr. P. R. Kulkarni	✓
8	Sexual Harassment Prevention conveners	Dr. Mrs. A. R. Shukla	✓
9	Internal Quality Assurance conveners	Dr. Mrs. V.V. Kulkarni	✓
10	Scholarships conveners	Shri. P.S. Sutkar	✓
11	Grievance Redressal conveners	Dr. A. P. Borikar	✓
12	Purchase Committee and meetings conveners	Dr. D. U. Gawai	✓
13	Canteen conveners	Dr. D. D. Pawar	✓
14	Career Guidance conveners	Dr. D. R. Munde	✓
15	N.S.S. Programme Officer	Dr. D. D. Pawar	✓
16	NCC conveners	Dr. P. R. Kulkarni	✓
17	Sports Director	Dr. A. P. Borikar	✓
18	Librarian	Dr. S. L. Jadhav	✓
19	Alumni Associate conveners	Dr. L. P. Shinde	✓



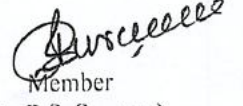
Chairman
(Dr. L.N. Waghmare)



Member
(Dr. Dipak Bacchewar)



Member
(Dr. Shailaja Wadikar)



Member
(Dr. B.S. Survase)

Place : Nanded

Date : 21/01/2022



Annexure - I

The following documents were furnished before the committee:

The college is expected to prepare the data as per the criteria mentioned by the University. (i.e. 1 to 7 Criteria)

(Attested Photocopies attached with Inspection Committee Report)

The college should furnish the data of last three years.

1. Letter of University regarding College inspection U/S -117 (2) of Maharashtra Public University Act 2016 Dated.
2. A Society Registered Under the Registration of Societies Act 1860 through the Chairman or Secretary of Society or a Trust Registered Under the Charitable Trusts Act 1950 or Any other Relevant Acts through the Chairman or Secretary of the Trust or a Company Established Under Section 25 of Companies Act 1956
3. University Approval Letter for the Academic Year / Permanent Affiliation
4. Maharashtra Government sanction / Resolution for Recognition of Programs.
5. List of CDC and Governing Body Members
6. Attendance Register (Muster, Teaching & Non-Teaching)
7. List of Teaching & Non Teaching Staff (As per prescribed Format)
8. Roster, Teaching (If Applicable)
9. Roster, Non-Teaching Staff (If Applicable)
10. Last three Years Advertisements for Recruitment (If Applicable)
11. Salary Statements and Acknowledge Of Concerned Bank (Current month)
12. P.F. Returns / IT -No. 16 form/ Govt. Assessment from J.D. (H.E.) (Last Year)
13. Built Up Area Statement dully Signed by Architect
14. Land Use Certificate, 7/12 extract & NA Order if any
15. Summaries of Library Details & Last Five Pages of Accession Register, Stock Register
16. Summaries of Equipment/Computer etc. & last three pages of Dead Stock Register
17. Balance Sheets with Audit Reports (Last three year)
18. Academic Calendar for the last three Year
19. NAAC Accreditation Letter / Reaccreditation Letter No.
20. Copy of College Covered Under 2(F) & 12(B) of UGC
21. Fixed Deposit Receipts if any
22. Last Year Affiliation Fees and other fee Receipt submitted to University & NOC from University authority for all types of fee in given format for different programmes.
23. Last three year admission & result information: Class wise as male female Division wise, Subject wise drop out ratio
24. Vision, mission and objectives of the institution
25. Special merit shown in Sports/Athletics /cultural /other events
26. Year of next accreditation/Reaccreditation of NAAC.
27. Any other relevant information which committee require



Kindly fill up the information in following table and provide the relevant documents as a proof

Equity

<i>Initiatives</i>	<i>Current status</i>	<i>Envisaged by 2024</i>
Number of Equal opportunity cells	02	
How many departments and colleges have facilities for physically challenged students	04	
Number of schemes for special needs of tribal and disadvantaged groups	2 Schemes	
Number of students benefitting from scholarships/schemes for economically and socially challenged students	791	
Schemes for special needs of transgender	No Student enrolled	

Mention the facilities available for physically challenged students:

4 Ramps to the college building and wheel chairs.

Number of technical programmes accredited with Tier I (WA) under NBA

<i>Number of technical programmes across all affiliated colleges</i>	<i>Current status</i>	<i>Envisaged by 2024</i>
NA	NA	NA

Developing R&D partnership with Industry

Number and type of industries engaged

with

<i>Type of Industry</i>	<i>Current status</i>	<i>Envisaged by 2024</i>
Manufacturing	-	
Services	-	
Agro based	K-Ferts lab	
Other	-	
Total	01	



Details of engagement with industry

Type of engagement	Current status	Envisaged by 2024
Industrial Consultancy	-	
Technology Transfer	-	
MoUs/Collaborations	K-Ferts Lab Nanded. Gramin Science College Nanded. D.B. College Bhokar.	
Number of faculty working on industrial projects	-	-
Number of students working on industrial projects	-	-

Number of patents/IPRs

IPR	Current status	Envisaged by 2024
Patents granted	02	
Patent published	01	
Copy right	-	
Total	03	

Engagement with regional economic development and aspirations

Details of engagement of university with local bodies and social programmes (Zilla Parishads, Gram Panchayats, etc. in the form of consultancy, third party assessments / M&E of Jalyukt Shivar works, RWS schemes, Unnat Bharat Abhiyan, Unnat Maharashtra Abhiyan, Swatch Bharat, other government schemes, GDP preparation)

Details	Current status	Envisaged by 2024
Number of engagement	02	
Number of faculty involved in	06	
Number of students involved in	35	

Engagement of the university (through R&D investment, support in terms of technical/knowledge/ business solutions) with local community, MSMEs, Self-help- groups, tourism and hospitality and to enhance utilization of local resources (natural/cultural/human)

Details	Current status	Envisaged by 2024
Number of engagement	01	
Number of faculty involved in	04	
Number of students involved in	30	

Development of skills and entrepreneurship

Number of courses offered in skill development and entrepreneurship

Details	Current status		Envisaged by 2024	
	No. of Units	No. of Courses	No. of units	No. of Courses
Skill Courses	01	02		
Entrepreneurship courses	01	05		

(Write name of course offered by your college)



Degree Courses :

Sr.No.	Course Name	Duration
1	Agrochemicals and Fertilizers	3 years
2	Agricultural Microbiology	3 years
3	Analytical Chemistry	3 years
4	Biotechnology	3 years
5	Fishery Science	3 years

One Year PG Diploma :

Sr. No	Course Name	Duration
1	Sesmic Studies and Disaster Management	2 years
2		

Certificate Courses (Duration 06 Months) :

Sr.No	Course Name	Duration
1	Certificate course in Fishery Science	04 month

Post Graduate Course:

Sr.No.	Course Name	Duration
1	Herbal Medicine	02 years

Details of mandatory internships/in-plant trainings

	Number of programmes with mandatory internship					
	Current status			Envisaged by 2024		
	< 30 days	30-60 days	>61 days	< 30 days	30-60 days	>61 days
Professional						
UG	-	-	-	-	-	-
PG						
Non-professional						
UG	-	-	-	-	-	-
PG						

Details of centres for technology dissemination and incubation/innovation centres

	Current status	Envisaged by 2024
All University Departments	-	
All Affiliated Colleges	-	
Total	-	



Placement Cells

	<i>Current status</i>	<i>Envisaged by 2024</i>
Number of placement cells in the university (includes affiliated colleges)	01	
Number of students covered by the placement cells	47	
Number of students actually placed	19	

Details of courses offered in liberal, fine and performing arts, tourism and hospitality

<i>Details</i>	<i>Current status</i>	<i>Envisaged by 2024</i>
Fine Art	-	
Performing Art	-	
Liberal Art	-	
Folk Art	-	
Tourism and Hospitality	-	
Any other art forms	-	
Total	-	

Details of centres set up for preservation/study/appreciation of local culture/history/art forms

Name of university department/College	Current status	Envisaged by 2024
University campus	-	

Details of student clubs/groups set up for practice/promotion of local, liberal, fine and performing arts

Name of university department/college	Current status	Envisaged by 2024
School of fine and performing arts	-	

Focus on students' welfare

Details	Current status	Envisaged by 2024
Number of career counselling and guidance centres in the university	01	
Number of students counselled and guided per year	40	
Number of courses conducted per year on life skills and value education	01	
Number of students covered per year by the courses on life skills and value education	30	
Number of centres for training in competitive examinations	01	
Number of students covered per year by the centres for training in competitive examinations	25	
Number of "Learn and Earn" Schemes For Students	01	
Number of students benefitting from "Learn and Earn" Schemes	12	



Achieving excellence in sports

Details	2015	2016	2017	2018	2019	Target for 2024
Health and fitness facilities (% satisfaction level)	90	90	90	90	100	100
No. of students participating at State level competitions	-	-	05	03	01	10
No. of students participating at National level competitions	06	10	05	08	11	12
No. of students participating at Asian level competitions	-	-	-	-	-	-
No. of students participating at Olympic/International level competitions	-	-	-	01	-	-


(Signature & Stamp)

Head of Institute/Principal
PRINCIPAL
Science College, Nanded



प्रपत्र इ

शैक्षणिक व प्रशासकीय इमारतीचे बांधकाम

	चौ. फुट	आवश्यक	प्रत्यक्षात
प्राचार्य कक्ष	500	आहे	आहे
कार्यालय	600	आहे	आहे
इलेक्ट्रॉनिक्स/संगणक प्रयोगशाळा	600	आहे	आहे
रसायनशास्त्र प्रयोगशाळा	1200	आहे	आहे
पदार्थ विज्ञान प्रयोगशाळा	1200	आहे	आहे
जीवशास्त्र प्रयोगशाळा	600	आहे	आहे
ग्रंथालय	150	आहे	आहे
लेडीज रुम	150	आहे	आहे
रेकॉर्ड रुम	150	आहे	आहे
नॅक रुम	600	आहे	आहे
स्टाफ रुम	1200	आहे	आहे
सभागृह	900	आहे	आहे
मोठे व्याख्यान कक्ष	600	आहे	आहे
स्वच्छता गृह (२० विद्यार्थ्यांमागे एक स्वच्छता गृह)			
महिलांसाठी स्वतंत्र स्वच्छता गृह व प्रसाधने	2100	आहे	आहे
व्हरांडा	300	आहे	आहे
एन.सी.सी. रुम	300	आहे	आहे
एन.एस.एस. रुम	1 एक्कर	आहे	आहे
वाहन तळ (दुचाकी वाहनांसाठी)		आहे	आहे
पाणी सुविधा (पाणी पट्टी पावती)		आहे	आहे
विज सुविधा (विज देकाची प्रत)		आहे	आहे
ड्रेनेज सुविधा (स्थानिक प्राधिकरणाचे नकाशासह प्रमाणपत्र)		आहे	आहे
होस्टेल सुविधा:परिसरातील २० टक्के विद्यार्थ्यांची राहण्याची सोय असल्याचे प्रमाणपत्र		आहे	आहे



M. A. Was
 प्राचार्य
 सही व शिक्का
PRINCIPAL
 Science College, Nanded

परिशिष्ट - ड

अभ्यासक्रमाचे नाव	आवश्यक पदसंख्या	नियुक्त केलेली पदसंख्या	रिक्त पदे	विद्यापीठाची मान्यता आहे काय असल्या विद्यापीठ मान्यतेचे पत्र
बी.एस्सी. प्रथम	५९	२६	३३	आहे
बी.एस्सी. द्वितीय				
बी.एस्सी. तृतीय				



[Handwritten Signature]
Principal

Signatory and stamp
PRINCIPAL
Science College, Nanded

परिशिष्ट - ब

College Code	103
Society Name English	Nanded Education Society, Nanded
Society Name Marathi	नांदेड एज्युकेशन सोसायटी, नांदेड
Place	Nanded
Taluka	Nanded
District	Nanded
Society Registration No	1950
Society Reg Date	26/06/1950

Principal
Signatory and Stamp

परिशिष्ट - क

Course Granted / Non Granted	Granted
Course Duration	B.Sc. Three year
Course Approved - GR No	Affi/11/60-61/11358
GR Date	18.10.1961
University Course Affiliation Letter No	Affi/11/60-61/11358
Affiliation Date	date 18.10.1961
Actual Admitted Students for the Year	
2017-18	1234
2018-19	1214
2019-20	1209
2020-21	1191
2021-22	1110



[Signature]
Principal
Signatory and Stamp
PRINCIPAL
Science College, Nanded

परिशिष्ट - अ

College Code	103
Estt Yr	1950
College Name in English	Science College, Nanded
College Name in Marathi	सायन्स कॉलेज, नांदेड
Address	P. O. Box No. 62, Sneh Nagar, Nanded
Place	Nanded
Taluka	Nanded
District	Nanded
Pincode	431605
STD Code	02462
Phone-1	250465
Phone-2	251648
Fax	02462 - 251648
Principle Mobile No	9420538667
Email ID	sciencecollege1950@gmail.com
Website	www.sciencecollegenanded.org
College Approved - GR of Establishment No.	F-12, 1962, 26/06/1950
GR of Establishment Date.	26.06.1950
University Affiliation Letter No.	Affl/11/60-61/11358
University Affiliation Date	date 18.10.1961
College for Boyes / Girls	Boys and Girls
Granted / Non Granted / Per. Non Granted	Granted



(Signature)
Principal
Signatory and Stamp
PRINCIPAL
Science College, Nanded-

PARTICIPATION IN NIRF



Ministry of Human Resource Development
Government of India



**National Institutional Ranking Framework
India Rankings 2017**

Nanded Education Society's Science College
ranked 72 in College Category



Shrihari
CHAIRMAN, NBA

Shrihari
MEMBER SECRETARY, NBA

National Institutional Ranking Framework

Ministry of Education
Government of India
Welcome to Data Capturing System: OVERALL

Submitted Institute Data for NIRF-2024
Institute Name: Science College [R-O-C-7376]

Sanctioned (Approved) Intake		2022-23	2021-22	2020-21	2019-20	2018-19	2017-18
Academic Year							
JG (3 Years Program(s))	440	440	420	-	-	-	-
JG (2 Year Program(s))	410	370	-	-	-	-	-

Total Actual Student Strength (Program(s) Offered by Your Institution)

(All programs of all years)	No. of Male Students	No. of Female Students	Total Students	Within State (Including male & female)	Outside State (Including male & female)	Outside Country (Including male & female)	Economically Backward (Including male & female)	Socially Challenged (SC+ST+OBC Including male & female)	No. of students receiving full tuition fee reimbursement from the State and Central Government	No. of students receiving full tuition fee reimbursement from Institution Funds	No. of students receiving full tuition fee reimbursement from the Private Bodies	No. of students who are not receiving full tuition fee reimbursement
JG (3 Years Program(s))	371	412	783	781	2	0	60	381	381	0	0	60
JG (2 Year Program(s))	271	400	671	670	1	0	66	301	301	0	0	56

Placement & Higher Studies

G [3 Years Program(s)]: Placement & higher studies for previous 3 years

Academic Year	No. of first year students intake in the year	No. of first year students admitted in the year	Academic Year	No. of students admitted through Lateral entry	Academic Year	No. of students graduating in minimum stipulated time	No. of students placed	Median salary of placed graduates(Amount in Rs.)	No. of students selected for Higher Studies
2018-19	420	428	2019-20	7	2020-21	325	5	144000(One Lakh Forty Four Thousands)	123
2019-20	420	429	2020-21	9	2021-22	232	6	490000(Four Lakh Ninety Thousands)	123
2020-21	420	311	2021-22	12	2022-23	60	14	270000(Two Lakh Seventy Thousands)	46

G [2 Years Program(s)]: Placement & higher studies for previous 3 years

Academic Year	No. of first year students intake in the year	No. of first year students admitted in the year	Academic Year	No. of students stipulated time	No. of students placed	Median salary of placed graduates(Amount in Rs.)	No. of students selected for Higher Studies
2019-20	370	352	2020-21	335	35	180000(One Lakh Eighty Thousands)	1
2020-21	370	412	2021-22	294	6	270000(Two Lakh Seventy Thousands)	1



Ph.D Student Details

Ph.D (Student pursuing doctoral program till 2022-23 Students admitted in the academic year 2023-24 should not be entered here.)		Total Students	
Full Time	25		
Part Time	119		
No. of Ph.D students graduated (Including Integrated Ph.D)			
	2022-23	2021-22	2020-21
Full Time	1	6	1
Part Time	7	9	1
PG (Student pursuing MD/MS/DNB program till 2022-23 Students admitted in the academic year 2023-24 should not be entered here)			
Number of students pursuing PG (MD/MS/DNB) program		0	
No. of students Graduating in PG (MD/MS/DNB) program			
	2022-23	2021-22	2020-21
	0	0	0

Online Education

Portal Name	No. of students offered online courses which have credit transferred to transcript	Total no. of online courses which have credit transferred to the transcript	Total no. of credits transferred to transcript
swayam	0	0	0
http://www.dkkrantishworld.in/OnlineCertificateExam.aspx	25	1	100
Employment Communication Skills Using Language Lab	354	0	0
Advanced Python Programming	25	0	0
Soil Testing and Nutrient Analysis	15	0	0
Office Automation and Data Analysis	25	0	0
Structured Query Language	8	0	0

3. No. of courses developed and available online on Swayam platform by your institution faculty

Financial Resources: Utilised Amount for the Capital expenditure for previous 3 years		Annual Capital Expenditure on Academic Activities and Resources (excluding expenditure on buildings)	
Academic Year	Utilised Amount	Utilised Amount	Utilised Amount
2022-23			
2021-22			
2020-21			



207317 (Two Lakh Seven Thousands Three Hundred and Seventeen) 206636 (Two Lakh Six Thousands Six Hundred and Thirty Six) 91882 (Ninety One Thousands Eight Hundred and Eighty Two)

New Equipment for Laboratories	186124 (One Lakh Eighty Six Thousands One Hundred and Twenty Four)	315770 (Three Lakh Fifteen Thousands Seven Hundred and Seventy)	232088 (Two Lakh Thirty Two Thousands and Eighty eight)
Engineering Workshops	0 (Zero)	0 (Zero)	0 (Zero)
Studios	0 (Zero)	0 (Zero)	0 (Zero)
Other expenditure on creation of Capital Assets (excluding expenditure on Land and Building)	1220577 (Twelve Lakh Twenty Thousands Five Hundred and Seventy Seven)	983755 (Nine Lakh Eighty Three Thousands Seven Hundred and Fifty Five)	62359 (Sixty Two Thousands Three Hundred and Fifty Nine)

Financial Resources: Utilised Amount for the Operational expenditure for previous 3 years

Academic Year	Annual Operational Expenditure		
	Utilised Amount	Utilised Amount	Utilised Amount
2022-23	103136946 (Ten Crore Thirty One Lakh Thirty Six Thousands Nine Hundred and Forty Six)	85785884 (Eight Crore Fifty Seven Lakhs Eighty Five Thousands Eighty Hundred and Eighty Four)	92467984 (Nine Crore Twenty Four Lakhs Sixty Seven Thousands Nine Hundred and Ninety Four)
2021-22	3733411 (Thirty Seven Lakhs Thirty Three Thousands Four Hundred and Eleven)	187921 (One Lakh Eighty Seven Thousands Nine Hundred and Twenty One)	89699 (Eighty Nine Thousands Six Hundred and Ninety Nine)
2020-21	214487 (Two Lakhs Fourteen Thousands Four Hundred and Eighty Seven)	18800 (Eighteen Thousands Eight Hundred)	8000 (Eight Thousands)

IR

Calendar year	2022	2021	2020
No. of Patents Published	0	0	1
No. of Patents Granted	1	0	0

Sponsored Research Details

Financial Year	2022-23	2021-22	2020-21
Total no. of Sponsored Projects	2	6	3
Total no. of Funding Agencies	2	3	2
Total Amount Received (Amount in Rupees)	93000	1390000	610000
Amount Received in Words	Ninety Three Thousands	Thirteen Lakhs Ninety Thousands	Six Lakhs Ten Thousands

Consultancy Project Details

Financial Year	2022-23	2021-22	2020-21
Total no. of Consultancy Projects	4	2	1
Total no. of Client Organizations	15	2	2
Total Amount Received (Amount in Rupees)	32400	10000	6000
Amount Received in Words	Thirty Two Thousands Four Hundred	Ten Thousands	Six Thousands



Financial Year	2022-23	2021-22	2020-21
Total no. of Executive Development Programs/ Management Development Programs	5	1	1
Total no. of Participants	295	159	25
Total Annual Earnings (Amount in Rupees)(Excluding Lodging & Boarding Charges)	13200	159	73500
Total Annual Earnings in Words	Thirteen Thousands and Two Hundred	One Hundred and Fifty Nine	Seventy Three Thousands and Five Hundredths

CS Facilities: Facilities of physically challenged students

1. Do your institution buildings have lifts/Ramps?	Yes, more than 80% of the buildings
2. Do your institution have provision for walking aids, including wheelchairs and transportation from one building to another for handicapped students?	Yes
3. Do your institution buildings have specially designed toilets for handicapped students?	Yes, more than 80% of the buildings

accreditation

AAC Accreditation

1. Does your institute have a valid NAAC Accreditation?	YES				
27-11-2017	Valid from	26-11-2022	Valid upto	3.37	CGPA

Academy Details

Smo	Name	Age	Designation	Gender	Qualification	Experience (in Months)	Currently working with institution?	Joining Date	Leaving Date	Association type
1	Afreen Fatema R K	29	Assistant Professor	Female	M.Sc.	72	Yes	01-08-2022	--	Adhoc / Contractual
2	Dighe Neeta Sanjay	26	Assistant Professor	Female	M.Sc.	12	Yes	01-08-2022	--	Adhoc / Contractual
3	Dr D R Munde	54	Associate Professor	Male	Ph.D	345	Yes	06-0-1994	--	Regular
1	Dr P R Kulkarni	46	Assistant Professor	Male	Ph.D	143	Yes	06-09-2011	--	Regular
3	Dr V V Kulkarni	47	Assistant Professor	Female	Ph.D	143	Yes	29-08-2011	--	Regular
3	KALYANKAR Y A	37	Assistant Professor	Male	M.Sc.	72	Yes	12-06-2020	--	Adhoc / Contractual
7	Mohseena Thaseen	45	Assistant Professor	Female	Ph.D	21	Yes	12-06-2020	--	Adhoc / Contractual
3	Padmukh Ruchita Ramkrishna	30	Assistant Professor	Female	M.Sc.	24	Yes	01-08-2022	--	Adhoc / Contractual
3	Rana Naheed	31	Assistant Professor	Female	M.Sc	24	Yes	01-08-2022	--	Adhoc / Contractual
10	WADEKAR REKHA G	52	Assistant Professor	Female	Ph.D	168	Yes	12-06-2020	--	Adhoc / Contractual
11	Bhalerao Sandesh B	28	Assistant Professor	Male	M.Sc(Mathematics)	12	Yes	01-08-2022	--	Adhoc / Contractual
12	Dr A S Bansode	59	Associate Professor	Male	Ph.D	360	Yes	02-08-1993	--	Regular
13	Dr K S Shilwar	46	Assistant Professor	Male	Ph.D	126	Yes	02-02-2013	--	Regular



14	Dr Rajewar V R	44	Assistant Professor	Female	Ph.D	17	Yes	01-03-2022	--	Adhoc / Contractual
15	Gavhane S T	27	Assistant Professor	Male	M.Sc.	24	Yes	01-03-2022	--	Adhoc / Contractual
16	Korke M V	26	Assistant Professor	Female	M.Sc(Phy)	12	Yes	01-03-2022	--	Adhoc / Contractual
17	NILESH VIJAYKUMAR SHARMA	36	Assistant Professor	Male	M.Sc.	72	Yes	12-03-2020	--	Adhoc / Contractual
18	PUNDE ANNAPURNA SAKHARAM	33	Assistant Professor	Female	M.Sc.	84	Yes	12-03-2020	--	Adhoc / Contractual
19	SHAIKH T H	33	Assistant Professor	Male	M.Sc.	72	Yes	01-10-2021	--	Adhoc / Contractual
20	Bhole Manisha B	24	Assistant Professor	Female	M.Sc(Statistics)	12	Yes	01-08-2022	--	Adhoc / Contractual
21	Dr A T Shinde	42	Assistant Professor	Male	Ph.D	200	Yes	15-11-2006	--	Regular
22	Dr L P Shinde	51	Associate Professor	Male	Ph.D	220	Yes	01-04-2005	--	Regular
23	Dr S R Pingalkar	57	Associate Professor	Male	Ph.D	371	Yes	18-08-1992	--	Regular
24	Hingmire P M	32	Assistant Professor	Male	M.Sc.	48	Yes	01-08-2022	--	Adhoc / Contractual
25	Kulkarni Neha P	25	Assistant Professor	Female	M.Sc.	12	Yes	01-08-2022	--	Adhoc / Contractual
26	P R MULAY	53	Assistant Professor	Male	M.Sc.	132	Yes	12-06-2020	--	Adhoc / Contractual
27	PUVAD S H	31	Assistant Professor	Male	M.Sc.	72	Yes	12-06-2020	--	Adhoc / Contractual
28	Shinde Seema V	33	Assistant Professor	Female	M.Sc(Phy)	72	Yes	01-08-2022	--	Adhoc / Contractual
29	A K GHADGE	31	Assistant Professor	Male	SET	108	Yes	12-06-2020	--	Adhoc / Contractual
30	DARNE SUNIL R	30	Assistant Professor	Male	M.Sc.	36	Yes	01-10-2021	--	Adhoc / Contractual
31	Dr D M Jadhav	42	Assistant Professor	Male	Ph.D	220	Yes	01-04-2005	--	Regular
32	Dr P G Paul	41	Assistant Professor	Male	Ph.D	126	Yes	02-02-2013	--	Regular
33	Dr V R Marathe	44	Assistant Professor	Male	Ph.D	156	Yes	06-07-2010	--	Regular
34	Kadam Rohini C	23	Assistant Professor	Female	MSc(Mathematics)	12	Yes	01-08-2022	--	Adhoc / Contractual
35	Modi Sangita S	45	Assistant Professor	Female	Ph.D	180	Yes	01-08-2022	--	Adhoc / Contractual
36	P V SELOKAR	27	Assistant Professor	Male	M.Sc.	60	Yes	12-06-2020	--	Adhoc / Contractual
37	R K CHAVAN	44	Assistant Professor	Female	M.Tech	108	Yes	12-06-2020	--	Adhoc / Contractual
38	V D Borgaonkar	37	Assistant Professor	Female	SLET	156	Yes	28-06-2010	--	Regular
39	AFRIN BEGUM	35	Assistant Professor	Female	M.Sc.	60	Yes	12-06-2020	--	Adhoc / Contractual
40	Dr A P Borikar	48	Other	Male	Ph.D	177	Yes	07-11-2008	--	Regular
41	Dr D U Gawal	61	Dean / Principal / Director / Vice Chancellor	Male	Ph.D	368	Yes	20-08-1990	--	Regular
42	Dr P S Borikar	50	Assistant Professor	Female	Ph.D	240	Yes	07-07-2003	--	Regular
43	Duve J R	47	Assistant Professor	Male	Ph.D	72	Yes	01-08-2022	--	Adhoc / Contractual
44	KANSHETTE S I	27	Assistant Professor	Male	M.Sc.	36	Yes	01-0-2021	--	Adhoc / Contractual



15	M R A R UNCHADKAR	42	Assistant Professor	Male	M.Sc.	168	Yes	12-06-2020	--	Adhoc / Contractual
16	Patil Mahesh M	31	Assistant Professor	Male	M.Sc(Phy)	24	Yes	01-08-2022	--	Adhoc / Contractual
17	Rase Anusaya D	27	Assistant Professor	Female	M.Sc.	24	Yes	01-08-2022	--	Adhoc / Contractual
18	Waghmare Trupti T	28	Assistant Professor	Female	M.Sc.	36	Yes	01-08-2022	--	Adhoc / Contractual
19	C K GOPATHKAR	32	Assistant Professor	Male	M.Sc.	96	Yes	12-06-2020	--	Adhoc / Contractual
20	Dr B D Gachhande	58	Associate Professor	Male	Ph.D	371	Yes	11-08-1992	--	Regular
21	Dr P D Satav	37	Assistant Professor	Male	Ph.D	125	Yes	14-02-2013	--	Regular
22	Dr V B Chavan	53	Assistant Professor	Male	Ph.D	177	Yes	07-11-2008	--	Regular
23	Hivare Ajay S	29	Assistant Professor	Male	M.Sc.	72	Yes	01-08-2022	--	Adhoc / Contractual
24	MARYAM BANO MID ANEESUDDIN	34	Assistant Professor	Female	M.Sc.	24	Yes	01-10-2021	--	Adhoc / Contractual
25	P S Sulkar	40	Assistant Professor	Male	NET	143	Yes	29-08-2011	--	Regular
26	R A Mureshwar	42	Assistant Professor	Male	NET	143	Yes	29-08-2011	--	Regular
27	Ullas S Patil	49	Assistant Professor	Male	Ph.D	204	Yes	12-06-2020	--	Adhoc / Contractual
28	ARSHIYA BEGUM	29	Assistant Professor	Female	M.Sc.	72	Yes	12-06-2020	--	Adhoc / Contractual
29	Dr A R Shukla	55	Associate Professor	Female	Ph.D	220	Yes	01-04-2005	--	Regular
30	Dr K R Galikwad	40	Assistant Professor	Male	Ph.D	126	Yes	07-02-2013	--	Regular
31	Dr R V Sangvikar	44	Assistant Professor	Female	Ph.D	126	Yes	02-02-2013	--	Regular
32	Fidos Fatema Mirza Khaill Belg	22	Assistant Professor	Female	M.Sc.	12	No	01-08-2022	31-05-2023	Adhoc / Contractual
33	KHAMKAR G P	32	Assistant Professor	Male	M.Sc.	108	Yes	12-06-2020	--	Adhoc / Contractual
34	NAGESH J DESHMUKH	36	Assistant Professor	Male	Ph.D	132	Yes	12-06-2020	--	Adhoc / Contractual
35	Patil Pooja S	32	Assistant Professor	Female	M.Sc.	48	Yes	01-08-2022	--	Adhoc / Contractual
36	SAYEMA KHAMAR	26	Assistant Professor	Female	M.Sc.	48	Yes	12-06-2020	--	Adhoc / Contractual



National Institutional Ranking Framework

Ministry of Education
Government of India
Welcome to Data Capturing System: COLLEGE

Submitted Institute Data for NIRF-2023
Institute Name: Science College [IR-C-C-7376]

2023

Sanctioned (Approved) Intake

Academic Year	2021-22	2020-21	2019-20	2018-19	2017-18	2016-17
JG [3 Years Program(s)]	440	420	420	-	-	-
JG [2 Year Program(s)]	370	370	-	-	-	-

Total Actual Student Strength (Program(s) Offered by Your Institution)

(All Programs of all Years)	No. of Male Students	No. of Female Students	Total Students	Within State (Including male & female)	Outside State (Including male & female)	Outside Country (Including male & female)	Economically Backward (Including male & female)	Socially Challenged (SC+ST+OBC Including male & female)	No. of students receiving full tuition fee reimbursement from the State and Central Government	No. of students receiving full tuition fee reimbursement from Institution Funds	No. of students receiving full tuition fee reimbursement from the Private Bodies	No. of students who are not receiving full tuition fee reimbursement
JG [3 Years Program(s)]	456	478	934	934	0	0	118	489	489	0	0	118
JG [2 Year Program(s)]	321	460	781	781	0	0	172	319	319	0	0	172

Placement & Higher Studies

G [3 Years Program(s)]: Placement & higher studies for previous 3 years

Academic Year	No. of first year students intake in the year	No. of first year students admitted in the year	Academic Year	No. of students graduating in minimum stipulated time	No. of students placed	Median salary of placed graduates(Amount in Rs.)	No. of students selected for Higher Studies
2017-18	420	432	2019-20	208	8	372972(Three Lakh Seventy Two Thousand Nine Hundred Seventy Two)	102
2018-19	420	428	2020-21	325	5	144000(One Lakh Forty Four Thousands)	123
2019-20	420	429	2021-22	232	6	490000(Four Lakh Ninety Thousands)	123

G [2 Years Program(s)]: Placement & higher studies for previous 3 years

Academic Year	No. of first year students intake in the year	No. of first year students admitted in the year	Academic Year	No. of students graduating in minimum stipulated time	No. of students placed	Median salary of placed graduates(Amount in Rs.)	No. of students selected for Higher Studies
2018-19	310	304	2019-20	242	25	180000(One Lakh Eighty Thousands)	47
2019-20	370	352	2020-21	335	35	180000(One Lakh Eighty Thousands)	1



Financial Resources: Utilised Amount for the Capital expenditure for previous 3 years

Academic Year	2021-22	2020-21	2019-20
Utilised Amount	Utilised Amount	Utilised Amount	Utilised Amount
Annual Capital Expenditure on Academic Activities and Resources (excluding expenditure on buildings)			
Library	208636 (Two Lakh Six Thousands Six Hundred and Thirty Six)	91882 (Nine One Thousands Eight Hundred and Eighty Two)	265211 (Two Lakh Ninety Five Thousands Two Hundred and Eleven)
New Equipment for Laboratories	315770 (Three Lakh Fifteen Thousands Seven Hundred and Seventy)	232088 (Two Lakh Thirty Two Thousands and Eighty Eight)	374641 (Three Lakh Seventy Four Thousands Six Hundred and Forty One)
Other expenditure on creation of Capital Assets (excluding expenditure on Land and Building)	983755 (Nine Lakh Eighty Three Thousands Seven Hundred and Fifty Five)	62359 (Sixty Two Thousands Three Hundred and Fifty Nine)	46250 (Forty Six Thousands Two Hundred and Fifty)

Financial Resources: Utilised Amount for the Operational expenditure for previous 3 years

Academic Year	2021-22	2020-21	2019-20
Utilised Amount	Utilised Amount	Utilised Amount	Utilised Amount
Annual Operational Expenditure			
Salaries (Teaching and Non Teaching staff)	85785684 (Eight Crore Fifty Seven Lakhs Eighty Five Thousands Eight Hundred and Eighty Four)	92467994 (Nine Crore Twenty Four Lakh Sixty Seven Thousands Nine Hundred and Ninety Four)	78017427 (Seven Crore Eighty Lakh Seventeen Thousands Four Hundred and Twenty Seven)
Maintenance of Academic Infrastructure or consumables and other running expenditures(excluding maintenance of hostels and allied services,rent of the building, depreciation cost, etc)	187921 (One Lakh Eighty Seven Thousands Nine Hundred and Twenty One)	89699 (Eighty Nine Thousands Six Hundred and Ninety Nine)	149789 (One Lakh Forty Nine Thousands Seven Hundred Eighty Nine)
Seminars/Conferences/Workshops	18800 (Eighteen Thousands Eight Hundred)	8000 (Eight Thousands)	213339 (Two Lakh Thirteen Thousands Three Hundred and Thirty Nine)

CS Facilities: Facilities of physically challenged students

1. Do your institution buildings have Lifts/Ramps? Yes, more than 80% of the buildings
2. Do your institution have provision for walking aids, including wheelchairs and transportation from one building to another for handicapped students? Yes
3. Do your institution buildings have specially designed toilets for handicapped students? Yes, more than 80% of the buildings

Faculty Details


Srno	Name	Age	Designation	Gender	Qualification	Experience (in Months)	Currently working with institution?	Joining Date	Leaving Date	Association type
1	Dr. P. D. Satav	33	Assistant Professor	Male	Ph.D	113	Yes	14-02-2013	--	Regular
2	Dr. P. G. Paul	40	Assistant Professor	Male	Ph.D	114	Yes	02-02-2013	--	Regular
3	Dr. R. V. Sangvkar	43	Assistant Professor	Female	Ph.D	114	Yes	02-02-2013	--	Regular
1	Dr. A. S. Bansode	53	Associate Professor	Male	Ph.D	348	Yes	02-08-1993	--	Regular
3	Dr. D. D. Pawar	60	Professor	Male	Ph.D	444	Yes	01-08-1985	--	Regular
3	Dr. B. D. Gacilande	57	Associate Professor	Male	Ph.D	359	Yes	11-08-1992	--	Regular



1	Dr S R Pingalkar	56	Associate Professor	Male	Ph.D	359	Yes	18-08-1992	--	Regular
2	Dr D U Gawai	60	Dean / Principal / Director / Vice Chancellor	Male	Ph.D	384	Yes	20-08-1990	--	Regular
3	Dr D M Jadhav	41	Assistant Professor	Male	Ph.D	208	Yes	01-04-2005	--	Regular
10	Dr P S Borkar	48	Assistant Professor	Female	Ph.D	228	Yes	07-07-2003	--	Regular
11	Dr L P Shinde	50	Associate Professor	Male	Ph.D	208	Yes	01-04-2005	--	Regular
12	Dr D R Munde	53	Associate Professor	Male	Ph.D	333	Yes	06-0-1994	--	Regular
13	Dr A R Shukla	54	Associate Professor	Female	Ph.D	208	Yes	01-04-2005	--	Regular
14	Dr A R Shukla	41	Assistant Professor	Male	NET	131	Yes	29-08-2011	--	Regular
15	Dr S L Jadhav	60	Other	Male	Ph.D	205	Yes	23-07-2005	--	Regular
16	Dr A T Shinde	41	Assistant Professor	Male	Ph.D	188	Yes	15-1-2006	--	Regular
17	Dr V R Marathe	43	Assistant Professor	Male	Ph.D	144	Yes	06-07-2010	--	Regular
18	V D Borgonkar	36	Assistant Professor	Female	SLET	144	Yes	28-06-2010	--	Regular
19	Dr V B Chavan	52	Assistant Professor	Male	Ph.D	165	Yes	07-1-2008	--	Regular
20	Dr A P Borkar	47	Other	Male	Ph.D	165	Yes	07-1-2008	--	Regular
21	Dr P R Kulkarni	45	Assistant Professor	Male	Ph.D	131	Yes	06-09-2011	--	Regular
22	Dr K S Shilwar	45	Assistant Professor	Male	Ph.D	114	Yes	02-02-2013	--	Regular
23	Dr V V Kulkarni	46	Assistant Professor	Female	Ph.D	131	Yes	29-08-2011	--	Regular
24	P S Sulkar	39	Assistant Professor	Male	NET	131	Yes	29-08-2011	--	Regular
25	Dr K R Galkwad	39	Assistant Professor	Male	Ph.D	114	Yes	07-02-2013	--	Regular
26	Mohseena Thaseen	44	Assistant Professor	Female	Ph.D	9	Yes	12-06-2020	--	Adhoc / Contractual
27	Uhas S Paik	48	Assistant Professor	Male	Ph.D	192	Yes	12-06-2020	--	Adhoc / Contractual
28	NAGESH J DESHMUKH	34	Assistant Professor	Male	Ph.D	120	Yes	12-06-2020	--	Adhoc / Contractual
29	AFRIN BEGUM	34	Assistant Professor	Female	M.Sc.	48	Yes	12-06-2020	--	Adhoc / Contractual
30	C K GORATHKAR	31	Assistant Professor	Male	M.Sc.	84	Yes	12-06-2020	--	Adhoc / Contractual
31	SAVEMA KHAMAR	25	Assistant Professor	Female	M.Sc.	36	Yes	12-06-2020	--	Adhoc / Contractual
32	P V SELOKAR	26	Assistant Professor	Male	M.Sc.	48	Yes	12-06-2020	--	Adhoc / Contractual
33	A K GHADGE	30	Assistant Professor	Male	SET	96	Yes	12-06-2020	--	Adhoc / Contractual
34	P R MULAY	52	Assistant Professor	Male	SET	120	Yes	12-06-2020	--	Adhoc / Contractual
35	R K CHAVAN	42	Assistant Professor	Female	M.Tech	96	Yes	12-06-2020	--	Adhoc / Contractual
36	KALE B N	33	Assistant Professor	Male	SET	84	Yes	12-06-2020	--	Adhoc / Contractual
37	KHAMKAR G P	31	Assistant Professor	Male	M.Sc.	96	Yes	12-06-2020	--	Adhoc / Contractual
38	PAIKRAO V B	29	Assistant Professor	Male		48	Yes	12-06-2020	--	Adhoc / Contractual



19-	PUNDGE ANNAPURNA SAKHARAMI	32	Assistant Professor	Female	M.Sc.	72	Yes	12-06-2020	--	Adhoc / Contractual
10	ARSHIYA BEGUM	29	Assistant Professor	Female	M.Sc.	60	Yes	12-06-2020	--	Adhoc / Contractual
11	THAKUR P S	35	Assistant Professor	Female	Ph.D	36	No	12-06-2020	31-05-2021	Adhoc / Contractual
12	PUVAD S H	30	Assistant Professor	Male	M.Sc.	60	Yes	12-06-2020	--	Adhoc / Contractual
13	KALYANKAR Y A	36	Assistant Professor	Male	M.Sc.	60	Yes	12-06-2020	--	Adhoc / Contractual
14	NILESH VIJAYKUMAR SHARMA	35	Assistant Professor	Male	M.Sc.	60	Yes	12-06-2020	--	Adhoc / Contractual
15	HARKARI JAYASHRI YADURAJ	32	Assistant Professor	Female	M.Sc.	48	Yes	12-06-2020	--	Adhoc / Contractual
16	SUJEET SHESHRAO CHAVHAN	31	Assistant Professor	Male	Ph.D	48	Yes	12-06-2020	--	Adhoc / Contractual
17	WADEKAR REKHA G	50	Assistant Professor	Female	Ph.D	156	Yes	12-06-2020	--	Adhoc / Contractual
18	M R A R UNCHADKAR	41	Assistant Professor	Male	M.Sc.	156	Yes	12-06-2020	--	Adhoc / Contractual
19	SHAIKH T H	32	Assistant Professor	Male	M.Sc.	60	Yes	01-10-2021	--	Adhoc / Contractual
20	SHINDE S S	29	Assistant Professor	Male	NET	12	Yes	01-10-2021	--	Adhoc / Contractual
21	KANSHETTE S I	26	Assistant Professor	Male	M.Sc.	24	Yes	01-10-2021	--	Adhoc / Contractual
22	DARNE SUMIL R	29	Assistant Professor	Male	M.Sc.	24	Yes	01-10-2021	--	Adhoc / Contractual
23	MARYAM BANO MD ANESUDDIN	33	Assistant Professor	Female	M.Sc.	12	Yes	01-10-2021	--	Adhoc / Contractual



National Institutional Ranking Framework
 Ministry of Education
 Government of India
 Welcome to Data Capturing System: COLLEGE

Submitted Institute Data for NIRF-2022:

Institute Name: Science College [R-C-C-7376]

Sanctioned (Approved) Intake

Academic Year	2020-21	2019-20	2018-19	2017-18	2016-17	2015-16
UG [3 Years Program(s)]	420	420	420	-	-	-
PG [2 Year Program(s)]	370	370	-	-	-	-

Total Actual Student Strength (Program(s) Offered by Your Institution)

(All programs of all years)	No. of Male Students	No. of Female Students	Total Students	Within State (Including male & female)	Outside State (Including male & female)	Outside Country (Including male & female)	Economically Backward (Including male & female)	Socially Challenged (SC+ST+OBC Including male & female)	No. of students receiving full tuition fee reimbursement from the State and Central Government	No. of students receiving full tuition fee reimbursement from Institution Funds	No. of students receiving full tuition fee reimbursement from the Private Bodies	No. of students who are not receiving full tuition fee reimbursement
UG [3 Years Program(s)]	483	525	1008	1008	0	0	100	461	461	0	0	100
PG [2 Year Program(s)]	316	431	747	747	0	0	90	330	330	0	0	190

Placement & Higher Studies

UG [3 Years Program(s)]: Placement & higher studies for previous 3 years

Academic Year	No. of first year students Intake in the year	No. of first year students admitted in the year	Academic Year	No. of students graduating in minimum stipulated time	No. of students placed	Median salary of placed graduates(Amount in Rs.)	No. of students selected for Higher Studies
2016-17	320	425	2018-19	217	36	120000(One Lakh Twenty Thousands)	128
2017-18	420	432	2019-20	208	8	372972(Three Lakh Seventy Two Thousand Nine Hundred Seventy Two)	102
2018-19	420	428	2020-21	325	5	144000(One Lakh Forty Four Thousands)	123

PG [2 Years Program(s)]: Placement & higher studies for previous 3 years

Academic Year	No. of first year students Intake in the year	No. of first year students admitted in the year	Academic Year	No. of students graduating in minimum stipulated time	No. of students placed	Median salary of placed graduates(Amount in Rs.)	No. of students selected for Higher Studies
2017-18	280	312	2018-19	217	23	120000(One Lakh Twenty Thousands)	65
2018-19	310	304	2019-20	242	25	180000(One Lakh Eighty Thousands)	47



2019-20	370	352	2020-21	335	35	180000(One Lakh Eighty Thousands)	1
---------	-----	-----	---------	-----	----	-----------------------------------	---

Financial Resources: Utilised Amount for the Capital expenditure for previous 3 years

Academic Year	2020-21	2019-20	2018-19
	Utilised Amount	Utilised Amount	Utilised Amount
Annual Capital Expenditure on Academic Activities and Resources (excluding expenditure on buildings)			
Library	91882 (Ninety One Thousands Eight Hundred Eighty Two)	295211 (Two Lakh Ninety Five Thousands Two Hundred Eleven)	132566 (One Lakh Thirty Two Thousands Five Hundred Sixty Six)
New Equipment for Laboratories	232088 (Two Lakh Thirty Two Thousands Eighty Eight)	374641 (Three Lakh Seventy Four Thousands Six Hundred Forty One)	4519108 (Forty Five Lakh Nineteen Thousands One Hundred Eight)
Other expenditure on creation of Capital Assets (excluding expenditure on Land and Building)	62359 (Sixty Thousands Three Hundred Fifty Nine)	49250 (Forty Six Thousands Two Hundred Fifty)	112900 (One Lakh Twelve Thousands Nine Hundred)

Financial Resources: Utilised Amount for the Operational expenditure for previous 3 years

Academic Year	2020-21	2019-20	2018-19
	Utilised Amount	Utilised Amount	Utilised Amount
Annual Operational Expenditure			
Salaries (Teaching and Non Teaching staff)	9246794 (Nine Crore Twenty Four Lakh Sixty Seven Thousands Nine Hundred Ninety Four)	79017427 (Seven Crore Eighty Lakh Seventeen Thousands Four Hundred Twenty Seven)	74118854 (Seven Crore Forty One Lakh Eighteen Thousands Eight Hundred Fifty Four)
Maintenance of Academic Infrastructure or consumables and other running expenditures(excluding maintenance of hostels and allied services,rent of the building, depreciation cost, etc)	89699 (Eighty Nine Thousands Six Hundred Ninety Nine)	148789 (One Lakh Forty Nine Thousands Seven Hundred Eighty Nine)	492180 (Four Lakh Ninety Two Thousands One Hundred Eighty)
Seminars/Conferences/Workshops	8000 (Eight Thousand)	213339 (Two Lakh Thirteen Thousands Three Hundred Thirty Nine)	221513 (Two Lakh Twenty One Thousands Five Hundred Thirteen)

PCS Facilities: Facilities of physically challenged students

1. Do your institution buildings have Lifts/Ramps?	Yes, more than 80% of the buildings
2. Do your institution have provision for walking aids, including wheelchairs and transportation from one building to another for handicapped students?	Yes
3. Do your institution buildings have specially designed toilets for handicapped students?	Yes, more than 80% of the buildings

Faculty Details

Srno	Name	Age	Designation	Gender	Qualification	Experience (In Months)	Currently working with institution?	Joining Date	Leaving Date	Association type
1	Dr P D Satav	35	Assistant Professor	Male	Ph.D	101	Yes	14-02-2013	-	Regular
2	Dr P G Paul	39	Assistant Professor	Male	Ph.D	102	Yes	02-02-2013	-	Regular
3	Dr R V Sangvikar	42	Assistant Professor	Female	Ph.D	102	Yes	02-02-2013	-	Regular
4	Dr A S Bansode	57	Associate Professor	Male	Ph.D	336	Yes	02-08-1993	-	Regular
5	Dr D D Pawar	59	Professor	Male	Ph.D	432	Yes	01-08-1985	-	Regular
6	Dr B D Gachande	56	Associate Professor	Male	Ph.D	347	Yes	11-08-1992	-	Regular

7	Dr S R Pingalkar	55	Associate Professor	Male	Ph.D	347	Yes	18-08-1992	--	Regular
8	Dr D U Gawai	59	Dean / Principal / Director / Vice Chancellor	Male	Ph.D	372	Yes	20-08-1990	--	Regular
9	Dr D M Jadhav	40	Assistant Professor	Male	Ph.D	196	Yes	01-04-2005	--	Regular
10	Dr P S Borkar	47	Assistant Professor	Female	Ph.D	216	Yes	07-07-2003	--	Regular
11	Dr L P Shinde	49	Associate Professor	Male	Ph.D	196	Yes	01-04-2005	--	Regular
12	Dr D R Munde	52	Associate Professor	Male	Ph.D	321	Yes	06-10-1994	--	Regular
13	Dr A R Shukla	53	Associate Professor	Female	Ph.D	196	Yes	01-04-2005	--	Regular
14	RA Mureshwar	40	Assistant Professor	Male	NET	119	Yes	29-08-2011	--	Regular
15	Dr S L Jadhav	59	Other	Male	Ph.D	193	Yes	23-07-2005	--	Regular
16	Dr A T Shinde	40	Assistant Professor	Male	Ph.D	176	Yes	15-11-2006	--	Regular
17	Dr V R Marathe	42	Assistant Professor	Male	Ph.D	132	Yes	06-07-2010	--	Regular
18	V D Bogaonkar	35	Assistant Professor	Female	SLET	132	Yes	28-06-2010	--	Regular
19	Dr V B Chavan	51	Assistant Professor	Male	Ph.D	153	Yes	07-11-2008	--	Regular
20	Dr A P Borkar	46	Other	Male	Ph.D	153	Yes	07-11-2008	--	Regular
21	Dr P R Kulkarni	44	Assistant Professor	Male	Ph.D	119	Yes	06-09-2011	--	Regular
22	Dr K S Shillewar	44	Assistant Professor	Male	Ph.D	102	Yes	02-02-2013	--	Regular
23	Dr V V Kulkarni	45	Assistant Professor	Female	Ph.D	119	Yes	29-08-2011	--	Regular
24	P S Sutar	38	Assistant Professor	Male	NET	119	Yes	29-08-2011	--	Regular
25	Dr K R Galkwad	38	Assistant Professor	Male	Ph.D	102	Yes	07-02-2013	--	Regular



National Institutional Ranking Framework
 Ministry of Education
 Government of India
 Welcome to Data Capturing System: COLLEGE

Submitted Institute Data for NIRF'2021'
 Institute Name: Science College [IR-C-C-7376]

Sanctioned (Approved) Intake	2019-20	2018-19	2017-18	2016-17	2015-16	2014-15
Academic Year						
UG [3 Years Program(s)]	420	420	420	-	-	-
PG [2 Year Program(s)]	370	310	-	-	-	-

Total Actual Student Strength (Program(s) Offered by Your Institution)

(All programs of all Years)	No. of Male Students	No. of Female Students	Total Students	Within State (Including male & female)	Outside State (Including male & female)	Outside Country (Including male & female)	Economically Backward (Including male & female)	Socially Challenged (SC-ST-OBC Including male & female)	No. of students receiving full tuition fee reimbursement from the State and Central Government	No. of students receiving full tuition fee reimbursement from Institution Funds	No. of students receiving full tuition fee reimbursement from the Private Bodies	No. of students who are not receiving full tuition fee reimbursement
UG [3 Years Program(s)]	396	551	946	946	0	0	312	357	357	0	0	302
PG [2 Year Program(s)]	245	332	577	577	0	0	332	232	232	0	0	332

Placement & Higher Studies

UG [3 Years Program(s)]: Placement & higher studies for previous 3 years

Academic Year	No. of first year students intake in the year	No. of first year students admitted in the year	Academic Year	No. of students graduating in minimum stipulated time	No. of students placed	Median salary of graduates/(Amount in Rs.)	No. of students selected for Higher Studies
2015-16	320	343	2017-18	207	18	4300000(Forty Three Lakh)	127
2016-17	320	425	2018-19	217	36	120000(One Lakh Twenty Thousand)	128
2017-18	420	432	2019-20	208	8	372972(Three Lakh Seventy Two Thousand Nine Hundred and Seventy Two)	102

PG [2 Years Program(s)]: Placement & higher studies for previous 3 years

Academic Year	No. of first year students intake in the year	No. of first year students admitted in the year	Academic Year	No. of students graduating in minimum stipulated time	No. of students placed	Median salary of graduates/(Amount in Rs.)	No. of students selected for Higher Studies
2016-17	280	298	2017-18	207	25	6400000(Sixty Four Lakh)	65



2017-18	280	312	2018-19	217	23	120000(One Lakh Twenty Thousand)	65
2018-19	310	304	2019-20	242	25	190000(One Lakh Eighty Thousands)	47

Financial Resources: Utilised Amount for the Capital expenditure for previous 3 years

Academic Year	2019-20		2018-19		2017-18	
	Utilised Amount		Utilised Amount		Utilised Amount	
	Annual Capital Expenditure on Academic Activities and Resources (excluding expenditure on buildings)					
Library	295211 (Two Lakh Ninety Five Thousands Two Hundred Eleven)	132566 (One Lakh Thirty Two Thousand Five Hundred Sixty Six)	177881 (One Lakh Seventy Seven Thousands Eight Hundred Eighty One)	5718927 (Fifty Seven lakh Eighteen Thousands Nine Hundred Twenty Seven)	39526 (Thirty Nine Thousand Five Hundred Twenty Six)	
New Equipment for Laboratories	374641 (Three Lakh Seventy Four Thousands Six Hundred Forty One)	4519108 (Forty Five Lakh Nineteen Thousands One Hundred Eighty)	112900 (One Lakh Twelve Thousands Nine Hundred)			
Other expenditure on creation of Capital Assets (excluding expenditure on Land and Building)	46250 (Forty Six Thousands Two Hundred Fifty)					

Financial Resources: Utilised Amount for the Operational expenditure for previous 3 years

Academic Year	2019-20		2018-19		2017-18	
	Utilised Amount		Utilised Amount		Utilised Amount	
	Annual Operational Expenditure					
Salaries (Teaching and Non Teaching staff)	78017427 (Seven Crore Eighty Lakhs Seventeen Thousand Four Hundred Twenty Seven)	74118854 (Seven Crore Forty One Lakh Eighteen Thousands Eight Hundred Fifty Four)	73860481 (Seven Crore Thirty Eight Lakh Sixty Thousands Four Hundred Eighty One)			
Maintenance of Academic Infrastructure or consumables and other running expenditures(excluding maintenance of hostels and allied services,rent of the building, depreciation cost, etc)	149789 (One Lakh Forty Nine Thousands Seven Hundred Eighty Nine)	492180 (Four Lakh Ninety Two Thousands One Hundred Eighty)	442365 (Four Lakh Forty Two Thousands Three Hundred Sixty Five)			
Seminars/Conferences/Workshops	213336 (Two Lakh Thirteen Thousand Three Hundred Thirty Nine)	221513 (Two Lakh Twenty One Thousands Five Hundred Thirteen)	25122 (Twenty Five Thousands One Hundred Twenty Two)			

PCS Facilities: Facilities of physically challenged students

1. Do your institution buildings have Lifts/Ramps?	Yes, more than 80% of the buildings
2. Do your institution have provision for walking aids, includingwheelchairs and transportation from one building to another for handicapped students?	Yes
3. Do your institution buildings have specially designed toilets for handicapped students?	Yes, more than 80% of the buildings

Faculty Details

Srno	Name	Age	Designation	Gender	Qualification	Experience (In Months)	Is Associated Last Year	Currently working with Institution?	Joining Date	Leaving Date	Association Type
1	Dr P D Satav	34	Assistant Professor	Male	Ph.D	89	Yes	Yes	14-02-2013	-	Regular
2	P G Paul	38	Assistant Professor	Male	Ph.D	90	Yes	Yes	02-02-2013	-	Regular
3	Dr R V Sangvikar	41	Assistant Professor	Female	Ph.D	90	Yes	Yes	02-02-2013	-	Regular

4	Dr A S Bansode	55	Associate Professor	Male	Ph.D	324	Yes	Yes	02-08-1993	--	Regular
5	Dr P R Wasnekar	59	Associate Professor	Male	Ph.D	432	Yes	Yes	01-08-1984	--	Regular
6	Dr D D Pawar	53	Professor	Male	Ph.D	420	Yes	Yes	01-08-1985	--	Regular
7	Dr B D Gachande	55	Associate Professor	Male	Ph.D	335	Yes	Yes	11-08-1992	--	Regular
8	Dr S R Pingalkar	54	Associate Professor	Male	Ph.D	335	Yes	Yes	16-08-1992	--	Regular
9	Dr N P Pawar	59	Associate Professor	Male	Ph.D	384	Yes	Yes	01-08-1988	--	Regular
10	Dr D U Gawai	58	Dean / Principal / Director / Vice Chancellor	Male	Ph.D	360	Yes	Yes	20-08-1990	--	Regular
11	M A Joshi	59	Associate Professor	Male	M.Sc(Phy)	431	Yes	Yes	08-08-1984	--	Regular
12	Dr D M Jadhav	39	Assistant Professor	Male	Ph.D	184	Yes	Yes	01-04-2005	--	Regular
13	J C Bhagure	59	Assistant Professor	Male	M.Sc.	324	Yes	Yes	02-08-1993	--	Regular
14	Dr C S Bhowale	59	Associate Professor	Male	Ph.D	324	Yes	Yes	02-08-1993	--	Regular
15	Dr P S Borkar	46	Assistant Professor	Female	Ph.D	204	Yes	Yes	01-07-2003	--	Regular
16	Dr L P Shinde	48	Associate Professor	Male	Ph.D	184	Yes	Yes	01-04-2005	--	Regular
17	Dr D R Munde	51	Associate Professor	Male	Ph.D	309	Yes	Yes	06-10-1994	--	Regular
18	Dr K L Bondar	46	Assistant Professor	Male	Ph.D	235	Yes	Yes	08-12-2000	--	Regular
19	Dr A R Shukla	52	Associate Professor	Female	Ph.D	184	Yes	Yes	01-04-2005	--	Regular
20	R A Mureshwar	39	Assistant Professor	Male	NET	107	Yes	Yes	29-08-2011	--	Regular
21	Dr S L Jadhav	58	Other	Male	Ph.D	181	Yes	Yes	23-07-2005	--	Regular
22	Dr A T Shinde	39	Assistant Professor	Male	Ph.D	164	Yes	Yes	15-11-2006	--	Regular
23	Dr V R Marathe	41	Assistant Professor	Male	Ph.D	120	Yes	Yes	06-07-2010	--	Regular
24	V D Borgaonkar	34	Assistant Professor	Female	SLET	120	Yes	Yes	23-06-2010	--	Regular
25	Dr V B Chavan	50	Assistant Professor	Male	Ph.D	184	Yes	Yes	07-11-2008	--	Regular
26	Dr A P Borkar	45	Other	Male	Ph.D	141	Yes	Yes	07-11-2008	--	Regular
27	Dr P R Kulkarni	43	Assistant Professor	Male	Ph.D	107	Yes	Yes	03-09-2011	--	Regular





28	Dr K S Shilwari	43	Assistant Professor	Male	Ph.D	90	Yes	Yes	02-02-2013	--	Regular
29	Dr V V Kulkarni	44	Assistant Professor	Female	Ph.D	107	Yes	Yes	25-08-2011	--	Regular
30	P S Sutar	37	Assistant Professor	Male	NET	107	Yes	Yes	25-08-2011	--	Regular
31	Dr K R Galikwad	37	Assistant Professor	Male	Ph.D	90	Yes	Yes	07-02-2013	--	Regular

National Institutional Ranking Framework
 Ministry of Human Resource Development
 Government of India
 Welcome to Data Capturing System: COLLEGE

Submitted Institute Data for NIRF'2020'
 Institute Name: Science College [IR-C-C-7376]

Sanctioned (Approved) Intake		2018-19	2017-18	2016-17	2015-16	2014-15	2013-14
UG [3 Years Program(s)]	320	320	320	-	-	-	-
PG [2 Year Program(s)]	280	280	-	-	-	-	-

Total Actual Student Strength (Program(s) Offered by Your Institution)

(All programs of all years)	No. of Male Students	No. of Female Students	Total Students	Within State (including male & female)	Outside State (including male & female)	Outside Country (including male & female)	Economically Backward (including male & female)	Socially Challenged (SC+ST+OBC including male & female)	No. of students receiving full tuition fee reimbursement from the State and Central Government	No. of students receiving full tuition fee reimbursement from Institution Funds	No. of students receiving full tuition fee reimbursement from the Private Bodies	No. of students who are not receiving full tuition fee reimbursement
UG [3 Years Program(s)]	420	506	926	926	0	0	331	343	343	0	0	381
PG [2 Year Program(s)]	254	311	565	565	0	0	139	230	230	0	0	109


Placement & Higher Studies

UG [3 Years Program(s)]: Placement & higher studies for previous 3 years

Academic Year	No. of first year students intake in the year	No. of first year students admitted in the year	Academic Year	No. of students graduating in minimum stipulated time	No. of students placed	Median salary of placed graduates(Amount in Rs.)	No. of students selected for Higher Studies
2014-15	320	439	2016-17	118	5	96000(Nine Lakh Sixty Thousand)	105
2015-16	320	343	2017-18	207	18	430000(Forty Three Lakh)	127
2016-17	320	425	2018-19	217	36	120000(One Lakh Twenty Thousand)	128

PG [2 Years Program(s)]: Placement & higher studies for previous 3 years

Academic Year	No. of first year students intake in the year	No. of first year students admitted in the year	Academic Year	No. of students graduating in minimum stipulated time	No. of students placed	Median salary of placed graduates(Amount in Rs.)	No. of students selected for Higher Studies
2015-16	280	295	2016-17	195	15	2187520(Twenty One Lakh Eighty seven Thousand Five Hundred Twenty)	64
2016-17	280	298	2017-18	207	25	6400000(Sixtyfour Lakh)	65



2017-18	280	312	2018-19	217	23	120000(One Lakh Twenty Thousand)	65
---------	-----	-----	---------	-----	----	----------------------------------	----

Financial Resources: Utilised Amount for the Capital expenditure for previous 3 years

Academic Year	2018-19	2017-18	2016-17
	Utilised Amount	Utilised Amount	Utilised Amount
Annual Capital Expenditure on Academic Activities and Resources (excluding expenditure on buildings)			
Library	132566 (One Lakh Thirty Two Thousands Five Hundred SixtySix)	177881 (One Lakh Seventy seven thousands eight hundred eighty one)	285549 (Two Lakh Eighty five thousands five hundred forty nine)
New Equipment for Laboratories	4519103 (Forty Five Lakh Nineteen Thousands One Hundred Eight)	5718927 (Fifty seven lakh eighteen thousand nine hundred twenty seven)	23350 (Twenty three thousands three hundred fifty)
Other expenditure on creation of Capital Assets (excluding expenditure on Land and Building)	112900 (One Lakh Twelve Thousand Nine Hundred)	39526 (Thirty nine thousand five hundred twenty six)	39526 (Thirty nine thousand five hundred twenty six)

Financial Resources: Utilised Amount for the Operational expenditure for previous 3 years

Academic Year	2018-19	2017-18	2016-17
	Utilised Amount	Utilised Amount	Utilised Amount
Annual Operational Expenditure			
Salaries (Teaching and Non Teaching staff)	74118854 (Seven Crore Forty One Lakh Eighteen Thousand Eight Hundred FiftyFour)	73860481 (Seven Crore Thirty Eight Lakh Sixty Thousands Four Hundred Eighty One)	73259455 (Seven Crore Thirty Two Lakh Fifty Nine Thousands Four Hundred Fifty five)
Maintenance of Academic Infrastructure or consumables and other running expenditures(excluding maintenance of hostels and allied services,rent of the building, depreciation cost, etc)	492180 (Four Lakh Ninety Two Thousands One Hundred Eighty)	442365 (Four Lakh Forty Two Thousands Three Hundred Sixtyfive)	577034 (Five Lakh Seventy Seven Thousands Thirty Four)
Seminars/Conferences/Workshops	221513 (Two Lakh Twenty One Thousand Five Hundred Thirteen)	25122 (Twenty five thousands one hundred twenty two)	85385 (Eighty Five Thousands three hundred eightyfive)

PCS Facilities: Facilities of physically challenged students

1. Do your institution buildings have Lifts/Ramps?	Yes, more than 80% of the buildings
2. Do your institution have provision for walking aids, including wheelchairs and transportation from one building to another for handicapped students?	No
3. Do your institution buildings have specially designed toilets for handicapped students?	Yes, more than 80% of the buildings

Awards Details

1.How many faculty member of your institution have received highly reputed national/international awards/recognition from central government agencies in the previous academic year 2018-19	0
2.How many students of your institution have won international awards in the previous academic year 2018-19	0

Accreditation

NAAC Accreditation

1. Does your institute have a valid NAAC Accreditation?	YES
---	-----

Valid from	Valid upto	CGPA
------------	------------	------



Village Adoption

Have your institute adopted any village under Unnat Bharat Scheme?

YES

Faculty Details

Srno	Name	Age	Designation	Gender	Qualification	Experience (In Months)	Is Associated Last Year	Currently working with Institution?	Joining Date	Leaving Date	Association type
1	Dr P D Satav	33	Asistent Professor	Male	NET	77	Yes	Yes	14-02-2013	--	Regular
2	P G Paul	37	Asistent Professor	Male	M.Tech	78	Yes	Yes	02-02-2013	--	Regular
3	Dr R V Sangvikar	40	Asistent Professor	Female	Ph.D	78	Yes	Yes	02-02-2013	--	Regular
4	Dr A S Bansode	55	Associate Professor	Male	Ph.D	312	Yes	Yes	02-08-1993	--	Regular
5	Dr P R Vesnekar	58	Associate Professor	Male	Ph.D	420	Yes	Yes	01-08-1994	--	Regular
6	Dr D D Pawar	57	Professor	Male	Ph.D	408	Yes	Yes	01-08-1995	--	Regular
7	Dr B D Gachande	54	Associate Professor	Male	Ph.D	323	Yes	Yes	11-08-1992	--	Regular
8	Dr S R Pingalkar	53	Associate Professor	Male	Ph.D	323	Yes	Yes	18-08-1992	--	Regular
9	Dr N P Pawar	58	Associate Professor	Male	Ph.D	372	Yes	Yes	01-08-1998	--	Regular
10	Dr D U Gawai	57	Dean / Prinoipal / Director / Vice Chancellor	Male	Ph.D	347	Yes	Yes	20-08-1990	--	Regular
11	M A Joshi	58	Associate Professor	Male	M.Sc(Phy)	419	Yes	Yes	09-08-1994	--	Regular
12	Dr D M Jadhav	38	Asistent Professor	Male	Ph.D	172	Yes	Yes	01-04-2005	--	Regular
13	J C Bhagure	58	Asistent Professor	Male	M.Sc.	312	Yes	Yes	02-08-1993	--	Regular
14	Dr C S Bhovale	58	Associate Professor	Male	Ph.D	312	Yes	Yes	02-08-1993	--	Regular
15	Dr P S Borkar	45	Asistent Professor	Female	Ph.D	192	Yes	Yes	07-07-2003	--	Regular
16	Dr L P Shinde	47	Associate Professor	Male	Ph.D	172	Yes	Yes	01-04-2005	--	Regular
17	Dr D R Munde	50	Associate Professor	Male	Ph.D	297	Yes	Yes	06-10-1994	--	Regular
18	Dr K L Bondar	45	Asistent Professor	Male	Ph.D	223	Yes	Yes	08-12-2000	--	Regular
19	Dr A R Shukla	51	Associate Professor	Female	Ph.D	172	Yes	Yes	01-04-2005	--	Regular



20	R A Mureshwar	38	Assistant Professor	Male	NET	95	Yes	Yes	29-08-2011	--	Regular
21	Dr S L Jadhav	57	Other	Male	NET	169	Yes	Yes	23-07-2005	--	Regular
22	Dr A T Shirde	38	Assistant Professor	Male	Ph.D	152	Yes	Yes	15-11-2006	--	Regular
23	Dr V R Marathe	40	Assistant Professor	Male	Ph.D	108	Yes	Yes	06-07-2010	--	Regular
24	V D Borgaonkar	33	Assistant Professor	Female	SLET	108	Yes	Yes	28-06-2010	--	Regular
25	Dr V B Chavan	49	Assistant Professor	Male	Ph.D	129	Yes	Yes	07-11-2008	--	Regular
26	Dr A P Borikar	44	Other	Male	Ph.D	129	Yes	Yes	07-11-2008	--	Regular
27	Dr P R Kulkarni	42	Assistant Professor	Male	Ph.D	95	Yes	Yes	06-09-2011	--	Regular
28	Dr K S Shillewar	42	Assistant Professor	Male	Ph.D	78	Yes	Yes	02-02-2013	--	Regular
29	Dr V V Kulkarni	43	Assistant Professor	Female	Ph.D	95	Yes	Yes	29-08-2011	--	Regular
30	P S Surtkar	36	Assistant Professor	Male	NET	95	Yes	Yes	29-08-2011	--	Regular
31	Dr K R Gaikwad	36	Assistant Professor	Male	Ph.D	78	Yes	Yes	07-02-2013	--	Regular



National Institutional Ranking Framework
 Ministry of Human Resource Development
 Government of India
 Welcome to Data Capturing System: COLLEGE

Submitted Institute Data for NIRF'2019'
 Institute Name: Science College [IR-C-C-7376]

Sanctioned (Approved) Intake		2017-18	2016-17	2015-16	2014-15	2013-14	2012-13
Academic Year							
UG [3 Years Program(s)]	960	960	960	-	-	-	-
PG [2 Year Program(s)]	560	560	-	-	-	-	-

Total Actual Student Strength (Program(s) Offered by Your Institution)

(All programs of all years)	No. of Male Students	No. of Female Students	Total Students	Within State (Including male & female)	Outside State (Including male & female)	Outside Country (Including male & female)	Economically Backward (Including male & female)	Socially Challenged (SC-ST+OBC Including male & female)	No. of students receiving full tuition fee reimbursement from the State and Central Government	No. of students receiving full tuition fee reimbursement from Institution Funds	No. of students receiving full tuition fee reimbursement from the Private Bodies	No. of students who are not receiving full tuition fee reimbursement
UG [3 Years Program(s)]	515	548	1063	1061	1	1	131	345	345	0	0	131
PG [2 Year Program(s)]	264	311	575	573	1	1	97	213	213	0	0	97

Placement & Higher Studies

UG [3 Years Program(s)]: Placement & higher studies for previous 3 years

Academic Year	No. of first year students intake in the year	No. of first year students admitted in the year	Academic Year	No. of students graduating in minimum stipulated time	No. of students placed	Median salary of placed graduates(Amount in Rs.)	No. of students selected for Higher Studies
2013-14	320	373	2015-16	142	3	216000(Two lakh Sixteen Thousands)	110
2014-15	320	439	2016-17	116	5	960000(Nine lakh SIXTY Thousands)	105
2015-16	960	343	2017-18	207	18	430000(Forty Three Lakh)	127

PG [2 Years Program(s)]: Placement & higher studies for previous 3 years

Academic Year	No. of first year students intake in the year	No. of first year students admitted in the year	Academic Year	No. of students graduating in minimum stipulated time	No. of students placed	Median salary of placed graduates(Amount in Rs.)	No. of students selected for Higher Studies
2014-15	280	245	2016-16	162	5	360000(Three lakh Sixty thousands)	60
2015-16	280	295	2016-17	195	15	2187520(Twenty One Lakh Eighty Seven Thousand Five Hundred)	64



2016-17	560	298	2017-18	207	25	64400000 (Sixty Four Lakh)	65
---------	-----	-----	---------	-----	----	----------------------------	----

Financial Resources: Utilised Amount for the Capital expenditure for previous 3 years

Academic Year	2017-18	2016-17	2015-16
	Utilised Amount	Utilised Amount	Utilised Amount
	Annual Capital Expenditure on Academic Activities and Resources (excluding expenditure on buildings)		
Library	177981 (One Lakh Seventy Seven Thousand Eight Hundred Eighty One)	285549 (Two Lakh Eighty Five Thousand Five Hundred Forty Nine)	324654 (Three Lakh Twenty Four Thousand Six Hundred Fifty Four)
New Equipment for Laboratories	5718927 (Fifty Seven Lakh Eighteen Thousand Nine Hundred Twenty Seven)	23350 (Twenty Three Thousand Three Hundred Fifty)	6807065 (Sixty Five Lakh Seven Thousand Sixty Five)
Other expenditure on creation of Capital Assets (excluding expenditure on Land and Building)	39526 (Thirty Nine Thousand Five Hundred Twenty Six)	39526 (Thirty Nine Thousand Five Hundred Twenty Six)	105149 (One Lakh Five Thousand One Hundred Forty Nine)

Financial Resources: Utilised Amount for the Operational expenditure for previous 3 years

Academic Year	2017-18	2016-17	2015-16
	Utilised Amount	Utilised Amount	Utilised Amount
	Annual Operational Expenditure		
Salaries (Teaching and Non Teaching staff)	73860481 (Seven Crore Thirty Eight Lakh Sixty Thousands Four Hundred Eighty One)	73259455 (Seven Crore Thirty Two Lakh Fifty Nine Thousand Four Hundred Fifty Five)	63949074 (Six Crore Fifty Nine Lakh Fourty Nine Thousand Seventy Four)
Maintenance of Academic Infrastructure or consumables, other running expenditures etc. (excluding maintenance of hostels and allied services)	442365 (Four Lakh Forty Two Thousands Three Hundred Sixty Five)	577034 (Five Lakh Seventy Seven Thousand Three Hundred Forty)	530896 (Five Lakh Ninety Thousand Eight Hundred Ninety Six)
Seminars/Conferences/Workshops	25122 (Twenty Five Thousands One Hundred Twenty Two)	85385 (Eighty Five Thousands Three Hundred Eighty Five)	30629 (Thirty Thousands Six Hundred Twenty Nine)

PCS Facilities: Facilities of physically challenged students

1. Do your institution buildings have Lifts/Ramps?	Yes, more than 80% of the buildings
2. Do your institution have provision for walking aids, including wheelchairs and transportation from one building to another for handicapped students?	Yes
3. Do your institution buildings have specially designed toilets for handicapped students?	Yes, more than 60% of the buildings

Faculty Details

1. How many faculty members of your institution have received highly reputed national/international awards/recognition from Central government agencies in the previous year (2017-18)?	0
---	---



Faculty Details

Srno	Name	Age	Designation	Gender	Qualification	Experience (in Months)	Is Associated Last Year	Currently working with institution?	Joining Date	Leaving Date	Association Type
1	Dr R A Pathani	59	Associate Professor	Male	Ph.D	419	Yes	Yes	05-09-1983	--	Regular
2	Dr S R Pingalkar	52	Associate Professor	Male	Ph.D	311	Yes	Yes	18-08-1992	--	Regular

3	Dr. L. P. Srinide	46	Associate Professor	Male	Ph.D	160	Yes	Yes	01-04-2005	--	Regular
4	V. D. Bhojanekar	32	Assistant Professor	Female	SLET	96	Yes	Yes	28-06-2010	--	Regular
5	Dr. P. D. Satav	32	Assistant Professor	Male	NET	65	Yes	Yes	14-02-2013	--	Regular
6	Dr. N. P. Pawar	57	Associate Professor	Male	Ph.D	380	Yes	Yes	01-08-1988	--	Regular
7	Dr. D. R. Munde	49	Associate Professor	Male	Ph.D	285	Yes	Yes	06-10-1994	--	Regular
8	Dr. V. B. Chavan	48	Assistant Professor	Male	Ph.D	117	Yes	Yes	07-11-2008	--	Regular
9	P. G. Paul	36	Assistant Professor	Male	M.Tech	66	Yes	Yes	02-02-2013	--	Regular
10	Dr. D. U. Gawai	56	Dean / Principal / Director / Vice Chancellor	Male	Ph.D	335	Yes	Yes	20-08-1990	--	Regular
11	Dr. K. L. Bondar	44	Assistant Professor	Male	Ph.D	211	Yes	Yes	06-12-2000	--	Regular
12	Dr. A. P. Borikar	43	Other	Male	Ph.D	117	Yes	Yes	07-11-2008	--	Regular
13	Dr. R. V. Sangvlikar	39	Assistant Professor	Female	Ph.D	66	Yes	Yes	02-02-2013	--	Regular
14	Dr. V. A. Jadhav	57	Associate Professor	Male	Ph.D	408	Yes	Yes	01-08-1984	--	Regular
15	M. A. Joshi	57	Associate Professor	Male	M.Sc(Phy)	407	Yes	Yes	03-08-1984	--	Regular
16	Dr. A. R. Shukla	50	Associate Professor	Female	Ph.D	160	Yes	Yes	01-04-2005	--	Regular
17	Dr. P. R. Kulkarni	41	Assistant Professor	Male	Ph.D	83	Yes	Yes	03-09-2011	--	Regular
18	Dr. P. P. Sharma	59	Associate Professor	Male	Ph.D	426	Yes	Yes	01-02-1983	--	Regular
19	Dr. A. S. Bansode	54	Associate Professor	Male	Ph.D	300	Yes	Yes	02-08-1993	--	Regular
20	Dr. D. M. Jadhav	37	Assistant Professor	Male	Ph.D	160	Yes	Yes	01-04-2005	--	Regular
21	R. A. Mureshwar	37	Assistant Professor	Male	NET	82	Yes	Yes	29-08-2011	--	Regular
22	Dr. K. S. Shilolekar	41	Assistant Professor	Male	Ph.D	66	Yes	Yes	02-02-2013	--	Regular
23	Dr. P. R. Weshnekar	57	Associate Professor	Male	Ph.D	403	Yes	Yes	01-08-1984	--	Regular
24	J. C. Bhagure	57	Assistant Professor	Male	M.Sc.	300	Yes	Yes	02-08-1993	--	Regular
25	Dr. S. L. Jadhav	56	Other	Male	NET	83	Yes	Yes	23-07-2005	--	Regular
26	Dr. V. V. Kulkarni	42	Assistant Professor	Female	Ph.D	83	Yes	Yes	29-08-2011	--	Regular



27	Dr D D Pawar	56	Professor	Male	Ph.D	396	Yes	Yes	01-08-1985	--	Regular
28	Dr C S Bhawale	57	Associate Professor	Male	Ph.D	300	Yes	Yes	02-08-1993	--	Regular
29	Dr A T Shinde	37	Assistant Professor	Male	Ph.D	140	Yes	Yes	15-11-2006	--	Regular
30	P S Sukkar	35	Assistant Professor	Male	NET	83	Yes	Yes	26-08-2011	--	Regular
31	Dr B D Gachande	53	Associate Professor	Male	Ph.D	311	Yes	Yes	11-08-1992	--	Regular
32	Dr P S Borkar	44	Assistant Professor	Female	Ph.D	180	Yes	Yes	07-07-2003	--	Regular
33	Dr V R Marathe	39	Assistant Professor	Male	Ph.D	96	Yes	Yes	06-07-2010	--	Regular
34	Dr K R Galikwad	35	Assistant Professor	Male	Ph.D	66	Yes	Yes	07-02-2013	--	Regular

